

Project: _____
 Location: _____
 Cat. #: _____
 Type: _____
 Quantity: _____



RTL G2 14 | LED Troffer Retrofit Kit

Features:

- High performance LED technology
- 90+ CRI standard
- 0-10V dimming drivers standard
- Field replaceable LED boards and drivers
- Frosted diffuser available to help minimize glare and improve aesthetics
- Available in multiple lumen output packages for maximum flexibility
- Easy lift and shift installation saves on labor costs
- Buy American Act compliant *(All base luminaires are BAA compliant. Addition of options may change eligibility. Contact factory for details.)*

Applications:

- For use in existing 1x4 troffer luminaires.
- Office
 - Retail
 - Classrooms
 - Healthcare Facilities

Predicted Lifetime:

- L70 ≥ 131,000 hrs (calculated)
 - L90 ≥ 40,000 hrs (reported)
- (based on LM-80, TM-21 and in-situ laboratory testing)

Construction:

- Precision brake formed from heavy gauge cold rolled steel
- Highly durable, highly reflective white finish


Certifications:

- UL 1598 listed for US and Canada, suitable for damp locations



Warranty:

- 5 year limited system warranty
- See www.LumenFocus.com for complete warranty terms and conditions
- 10 year warranty option available on specific models
(Not available on all models. Certain conditions apply. Consult factory or sales representative for details.)



Ordering Guide:

example: RTL G2 14 LW UV FR 940 ZOSMD EM6

Series	Size	Output	Voltage	Shielding	CRI/CCT	Controls ⁽¹⁾	Options
RTL G2	14						
RTL Gen2	1' x 4'	SL Super Low VL Very Low LW Low MD Medium HI High	UV 120-277 34 347V	Blank No Shielding FR Frosted Acrylic Diffusers	930 90 CRI/3000K 935 90 CRI/3500K 940 90 CRI/4000K 950 90 CRI/5000K	Blank No Controls ZOSMD Leviton Microwave 0-10V Multi-Level Occupancy Sensor with Photocell ZL7C Leviton Intellect Bluetooth-enabled Programmable 0-10V fixture controller with Task Tuning, Grouping, Scheduling, Networking Capabilities ZLDC Leviton Intellect Bluetooth-enabled Programmable DALI fixture controller with Task Tuning, Grouping, Scheduling, Networking Capabilities ZLTSM LiteTrace Bluetooth-enabled Programmable 0-10V Dimming Microwave Occupancy Sensor, Task Tuning, Grouping, Scheduling, Advanced Networking & IoT Capabilities ZLTC LiteTrace Bluetooth-enabled Programmable 0-10V fixture controller with Task Tuning, Grouping, Scheduling, Advanced Networking & IoT Capabilities	Blank No Options EXT10 10-Year Extended Warranty ⁽²⁾ EM6 6.5W Emergency Pack ⁽³⁾ EM10 10W Emergency Pack ⁽³⁾ EM14 14W Emergency Pack ⁽³⁾ LVL 0-10V Dimming Leads for Easy Field Access BAA Buy American Act Compliant

Notes

⁽¹⁾ See 'Control Summary' on Page 4 for more details.

⁽²⁾ Not available on all models. Certain conditions apply.

Consult factory or sales representative for details.

⁽³⁾ 120-277V / 0°C-55°C ambient. To estimate lumen output in emergency mode, multiply EM wattage by the Lumens per Watt of the luminaire it is installed in.

ex. RTL G2 14 MD UV 940 EM10 → 156.5 LPW x 10W = 1,565 lm

Accessories (order separately)

- **A12(x)** Pattern 12 Prismatic Acrylic Lens (x = specify exact dimensions)
- **A23F(x)** Frosted High Efficiency Pattern 23 Prismatic Acrylic Lens (x = specify exact dimensions)

Controls Accessories (order separately)

Accessory Code	Description	Control Compatibility	Additional Info
DRKDN-U1W	1-Button Wireless Wall Controller (line voltage powered)	ZL7C, ZLDC	pg. 4
DRKDN-U2W	2-Button Wireless Wall Controller (line voltage powered)	ZL7C, ZLDC	pg. 4
DRKDN-U4W	4-Button Wireless Wall Controller (line voltage powered)	ZL7C, ZLDC	pg. 4
DRKDN-U8W	8-Button Wireless Wall Controller (line voltage powered)	ZL7C, ZLDC	pg. 4
WP1013	3-Button Bluetooth Wireless Wall Switch (battery powered)	ZLTSM, ZLTC	pg. 5
WP1025	5-Button Bluetooth Wireless Wall Switch (battery powered)	ZLTSM, ZLTC	pg. 5
WP1018	8-Button Bluetooth Wireless Wall Switch (battery powered)	ZLTSM, ZLTC	pg. 5
WP1018A	8-Button Bluetooth Wireless Wall Switch (battery powered)	ZLTSM, ZLTC	pg. 5
WP10135S	3-Button Bluetooth Wireless Wall Switch (line voltage)	ZLTSM, ZLTC	pg. 5
WP1017S	7-Button Bluetooth Wireless Wall Switch (line voltage)	ZLTSM, ZLTC	pg. 5
IWS102	Bluetooth Wireless Wall Switch w/ PIR Sensor (line voltage)	ZLTC	pg. 5

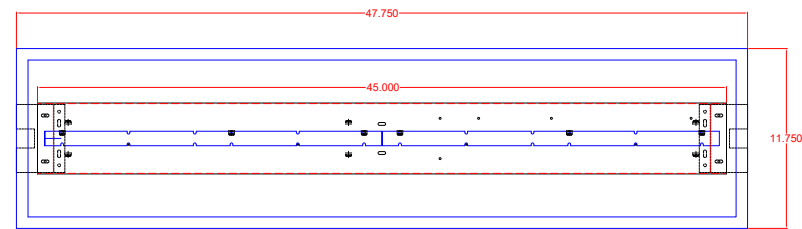


Performance Chart:

Catalog #	Watts	Lumens (930)	LPW (930)	Lumens (935)	LPW (935)	Lumens (940)	LPW (940)	Lumens (950)	LPW (950)
RTL G2 14 SL UV 9xx	16.3	2362.9	145.3	2372.9	145.9	2429.2	149.3	2429.2	149.3
RTL G2 14 VL UV 9xx	23.6	3501.4	148.2	3516.2	148.8	3599.7	152.4	3599.7	152.4
RTL G2 14 LW UV 9xx	30.4	4676.4	154.1	4696.1	154.7	4807.6	158.4	4807.6	158.4
RTL G2 14 MD UV 9xx	38.2	5818.2	152.2	5842.7	152.8	5981.5	156.5	5981.5	156.5
RTL G2 14 HI UV 9xx	46.6	6969.8	149.5	6999.1	150.1	7165.4	153.7	7165.4	153.7

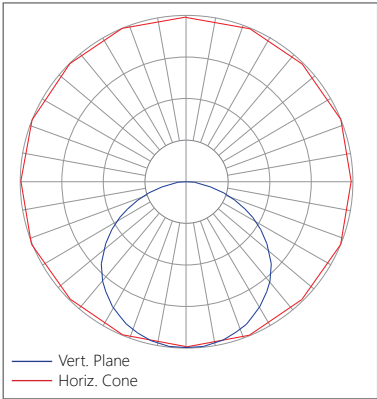
Adjustment Factor: FR diffuser = 0.958

Schematic:



Photometric Data:

Relative Luminous Intensity



The RTL features field replaceable boards and drivers. This allows you to upgrade to more efficient technology in the future. Or, in the rare event of a failure, you can rapidly replace defective components. Re-boardABILITY helps to ensure you won't get stuck with an obsolete light fixture. [Learn more about Re-boardABILITY here.](#)



Controls Summary:

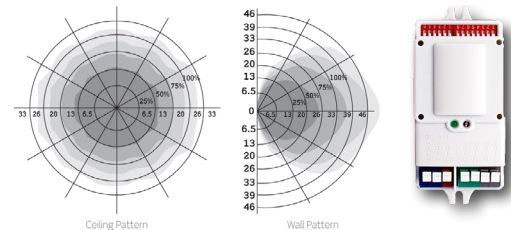
Control Code	Occupancy	Daylight	Tech	Voltage	Dim	Max Mounting Ht.	Networking	Scheduling	BMS Integration	User Interface	Add. Info
ZOSMD	On/Low/Off	Hold Off	Microwave	120-277V	0-10V	40'	N/A	x	x	On Device	pg. 4
ZL7C	N/A	N/A	N/A	12-24VDC	0-10V	N/A	ZigBee 2.4GHz Mesh	✓	✓	iOS / Android App, Wireless Wall Switch (required)*	pg. 4
ZLDC	N/A	N/A	N/A	DALI-2 (120-277V)	DALI	N/A	ZigBee 2.4GHz Mesh	✓	✓	iOS / Android App, Wireless Wall Switch (required)*	pg. 4
ZLTSM	High /Low/Off	N/A	Microwave	12VDC	0-10V	N/A	Bluetooth LE Mesh	✓	✓	iOS / Android App, Wireless Wall Switch*, Autani Web Interface*	pg. 5
ZLTC	N/A	N/A	N/A	12VDC	0-10V	N/A	Bluetooth LE Mesh	✓	✓	iOS / Android App, Wireless Wall Switch*, Autani Web Interface*	pg. 5

* Sold Separately

ZOSMD: Leviton Microwave Multi-level Dimming Sensor

The Leviton OSM3D-DDW (or equivalent) detects motion through low density materials using high frequency electromagnetic waves. This means it can sit discretely behind the luminaire's lens. The ZOSMD features automatic switching based on motion and ambient light level. The ZOSMD also adds step-dimming functionality.

- Stand-by dimming levels: 10% / 20% / 30% / 50%
- Ambient light override
- Up to 40' mounting height**
- 26' detection radius at 40' height
- 120-277V
- IP20 rated
- Can be used to comply with ASHRAE 90.1, IECC and 2019 Title 24, Part 6 occupancy sensing and dimming requirements.



GreenMAX DRC Wireless Networked Control System with Leviton Intellect Sensors & Controllers

The GreenMAX DRC Wireless Keypad Room Controllers are used as the brain of the system, managing the fixture integrated Leviton Intellect sensors & controllers. Wirelessly commission, configure, control, monitor and provision the GreenMAX DRC system using the GreenMAX DRC App and an Android or iOS smart device.



- Wireless fixture controller, no sensor
- ZigBee 2.4 GHz Wireless Mesh Network
- 0-10V or DALI
- Task Tuning
- Grouping
- Scheduling
- Demand Response
- BMS Integration
- Up to 75' between devices



* DRKDN-UxW room controller required for full functionality and programming of Intellect controllers

DRKDN-UxW Room Controllers



- 1-, 2-, 4-, and 8-button configurations
- Line voltage powered: 120-277V
- Max capacity: 60 devices
- Programmable: On/Off/Raise/Lower/Toggle/Scene
- Use any Android or iOS device for configuration using the GreenMAX DRC App at Leviton.com/apps



LiteTrace | Keilton+autani: Wireless networked controls, upgradeable systems

LiteTrace makes your existing building smarter by integrating the Keilton lighting controls platform with Autani's proven energy management, reporting, and control platform. Keilton+autani systems are flexible, adaptable, and resilient, providing solutions designed to scale up without having to change hardware.

Scalable product tiers allow implementing a solution aligned to your current needs, with robust upgrade pathways to expand capabilities as requirements evolve.

Capabilities	Keilton +autani (ZLTSx)	Energy Center by Autani *	Autani Insights *
Motion and Switch Groups	✓	✓	✓
Daylight Harvesting	✓	✓	✓
Schedule Lighting	✓	✓	✓
Energy Reporting & Optimization	✓	✓	✓
Overrides & Automated Demand Response	✓	✓	✓
Environment Data & Lighting Controls API		✓	✓
Building Management & System Integration		✓	✓
Building Optimization Application			✓
Location & Occupancy APIs & Beacons			✓
Future App & API Ready			✓

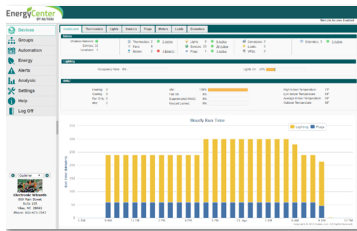
* additional hardware and software required.

**Keilton
+autani** An easy and affordable stand-alone (gateway-free) room-based Bluetooth lighting control solution controllable via mobile app (iOS & Android).



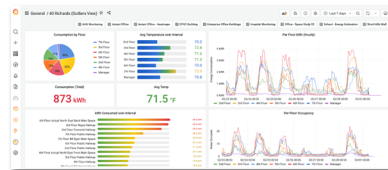
**EnergyCenter
BY AUTANI**

A networked control solution which offers additional functionality such as advanced scheduling, reporting, metering, and building management integration.



**INSIGHTS
autani**

The most advanced offering, providing valuable data insights into a single building or a portfolio of buildings. This allows for asset tracking, campus-wide wayfinding, 3D facility monitoring and more.



- Microwave motion sensor
- 12VDC Input. Requires a dim-to-off LED driver with 12V Aux output
- 0-10V DC dimmable
- Bluetooth-enabled
- **8' to 20' mounting height.** 40' diameter at 20' height.



- Wireless 0-10V fixture controller
- Integral Bluetooth module
- 12VDC Input

Room Controllers



Battery Powered

- 3-, 5-, and 8-button configurations
- Bluetooth Enabled
- 1 x CR2032 battery (WP1013, WP1025, WP1018)
- 2 x AAA batteries (WP1018A)
- Approx. 3 year battery life (batteries not included)



Line Voltage

- 3-, 7-button configurations, and Occ/Vac Sensor Switch
- Line voltage powered: 120-277V
- Bluetooth Enabled

