

Project: \_\_\_\_\_  
 Location: \_\_\_\_\_  
 Cat. #: \_\_\_\_\_  
 Type: \_\_\_\_\_  
 Quantity: \_\_\_\_\_



## RLK G2 W2 | LED Board/Driver 2' Wrap Retrofit Kit

### Features:

- High performance, long life LED technology
- 90+ CRI standard
- 0-10V dimming drivers standard
- Up to over 152 lumens per watt
- DALI drivers available
- Pre-wired components and driver quick-disconnect allows for quick and easy installation, saving on labor costs
- A wide variety of lumen packages allows for flexibility in design and helps maximize energy savings

### Applications:

For use in most existing 2' wrap luminaires. For dry/indoor use only.

*Note: Contractor/engineer must ensure proper fit in existing luminaire housing.*

### Predicted L70 Lifetime:

- L90 ≥ 39,000 hrs (reported)
- L80 ≥ 81,000 hrs (calculated)
- L70 ≥ 129,000 hrs (calculated)
- 85% lumen maint. @ 60,000 hrs  
(based on LM-80, TM-21 and in-situ laboratory testing)

### Construction:

- Pre-wired boards and 0-10V driver
- Kit comes with (1 or 2) 2' LED boards wired for (1 or 2) 2' rows of LEDs
- Magnetic fasteners come standard and allow for easy application and adjustment of boards onto existing housing

### Certifications:

- UL 1598 listed for US and Canada, suitable for damp locations



### Warranty:

- 5 year limited system warranty - see [www.LumenFocus.com](http://www.LumenFocus.com) for complete warranty terms and conditions



## Ordering Guide:

example: RLK G2 W2 2 LW UV 935

Series	Type	# of Rows <sup>(1)</sup>	Output	Voltage	Shielding	CRI/CCT	Controls <sup>(3)</sup>	Options
RLK G2	W2			UV				
<b>RLK G2</b> RLK Gen 2	<b>W2</b> 2' wrap kit	<b>1</b> (1) 2' row of LEDs	<b>SL</b> Super Low <sup>(2)</sup>	<b>UV</b> 120-277	<b>Blank</b> No Shielding	<b>930</b> 90 CRI/3000K	<b>Blank</b> No Controls	<b>Blank</b> No Options
			<b>VL</b> Very Low					
		<b>2</b> (2) 2' rows of LEDs	<b>LW</b> Low					
			<b>MD</b> Medium					
			<b>HI</b> High					
			<b>VH</b> Very High					
			<b>SH</b> Super High <sup>(2)</sup>					
						<b>935</b> 90 CRI/3500K	<b>ZOSMD</b> Leviton Microwave 0-10V Multi-Level Occupancy Sensor with Photocell	<b>LVL</b> 0-10V Dimming Leads for Easy Field Access
					<b>940</b> 90 CRI/4000K	<b>ZL7C</b> Leviton Intellect Bluetooth-enabled Programmable 0-10V fixture controller with Task Tuning, Grouping, Scheduling, Networking Capabilities		
					<b>950</b> 90 CRI/5000K	<b>ZLDC</b> Leviton Intellect Bluetooth-enabled Programmable DALI fixture controller with Task Tuning, Grouping, Scheduling, Networking Capabilities		
						<b>ZLTSM</b> LiteTrace Bluetooth-enabled Programmable 0-10V Dimming Microwave Occupancy Sensor, Task Tuning, Grouping, Scheduling, Advanced Networking & IoT Capabilities		
						<b>ZLTC</b> LiteTrace Bluetooth-enabled Programmable 0-10V fixture controller with Task Tuning, Grouping, Scheduling, Advanced Networking & IoT Capabilities		

## Notes

- <sup>(1)</sup> 1 row kits should be used to retrofit 1 lamp wraps;
- 2 row kits should be used to retrofit 2, 3, or 4 lamp wraps
- <sup>(2)</sup> SL and SH output packages only available in 2-row option
- <sup>(3)</sup> See 'Control Summary' on Page 4 for more details.

## Controls Accessories (order separately)

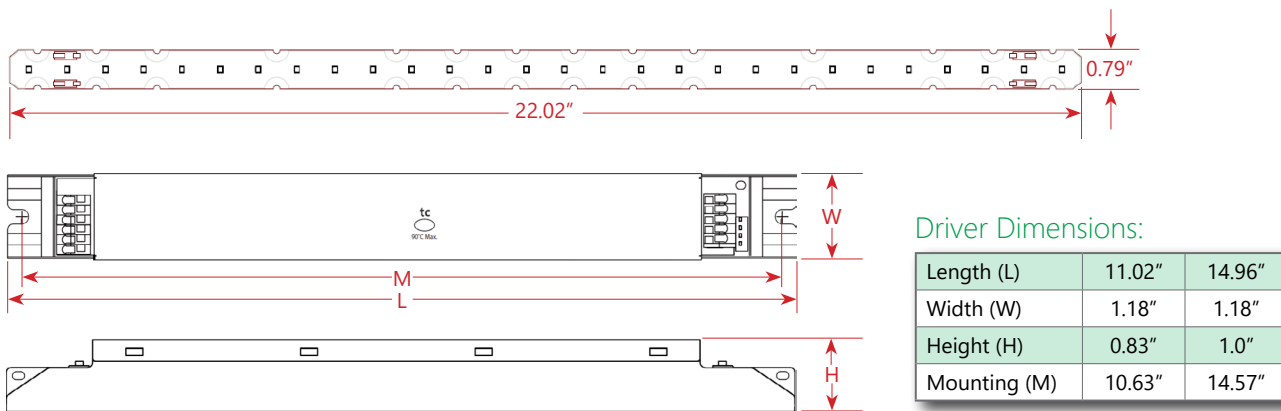
Accessory Code	Description	Control Compatibility	Additional Info
DRKDN-U1W	1-Button Wireless Wall Controller (line voltage powered)	ZL7C, ZLDC	pg. 4
DRKDN-U2W	2-Button Wireless Wall Controller (line voltage powered)	ZL7C, ZLDC	pg. 4
DRKDN-U4W	4-Button Wireless Wall Controller (line voltage powered)	ZL7C, ZLDC	pg. 4
DRKDN-U8W	8-Button Wireless Wall Controller (line voltage powered)	ZL7C, ZLDC	pg. 4
WP1013	3-Button Bluetooth Wireless Wall Switch (battery powered)	ZLTSM, ZLTC	pg. 5
WP1025	5-Button Bluetooth Wireless Wall Switch (battery powered)	ZLTSM, ZLTC	pg. 5
WP1018	8-Button Bluetooth Wireless Wall Switch (battery powered)	ZLTSM, ZLTC	pg. 5
WP1018A	8-Button Bluetooth Wireless Wall Switch (battery powered)	ZLTSM, ZLTC	pg. 5
WP10135S	3-Button Bluetooth Wireless Wall Switch (line voltage)	ZLTSM, ZLTC	pg. 5
WP1017S	7-Button Bluetooth Wireless Wall Switch (line voltage)	ZLTSM, ZLTC	pg. 5
IWS102	Bluetooth Wireless Wall Switch w/ PIR Sensor (line voltage)	ZLTC	pg. 5



Performance Chart:

Catalog #	Watts	Lumens (3000K)	LPW (3000K)	Lumens (3500K)	LPW (3500K)	Lumens (4000K)	LPW (4000K)	Lumens (5000K)	LPW (5000K)
RLK G2 W2 1 VL UV 9xx	7.4	1043.0	140.9	1047.4	141.5	1072.2	144.9	1072.2	144.9
RLK G2 W2 1 LW UV 9xx	9.5	1386.6	145.6	1392.5	146.2	1425.5	149.7	1425.5	149.7
RLK G2 W2 1 MD UV 9xx	11.8	1718.4	145.4	1725.7	146.0	1766.7	149.5	1766.7	149.5
RLK G2 W2 1 HI UV 9xx	13.7	1971.4	144.1	1979.7	144.7	2026.7	148.1	2026.7	148.1
RLK G2 W2 1 VH UV 9xx	16.5	2322.8	140.8	2332.6	141.4	2388.0	144.8	2388.0	144.8
RLK G2 W2 2 SL UV 9xx	11.5	1737.1	151.1	1744.4	151.8	1785.9	155.4	1785.9	155.4
RLK G2 W2 2 VL UV 9xx	15.4	2362.9	153.2	2372.9	153.8	2429.2	157.5	2429.2	157.5
RLK G2 W2 2 LW UV 9xx	19.0	2908.2	152.7	2920.5	153.3	2989.8	157.0	2989.8	157.0
RLK G2 W2 2 MD UV 9xx	23.2	3501.4	151.2	3516.2	151.9	3599.7	155.5	3599.7	155.5
RLK G2 W2 2 HI UV 9xx	26.2	3942.7	150.5	3959.3	151.2	4053.4	154.7	4053.4	154.7
RLK G2 W2 2 VH UV 9xx	29.5	4419.8	149.9	4438.4	150.5	4543.8	154.1	4543.8	154.1
RLK G2 W2 2 SH UV 9xx	32.4	4755.0	146.7	4775.1	147.4	4888.5	150.9	4888.5	150.9

Schematic:



## Controls Summary:

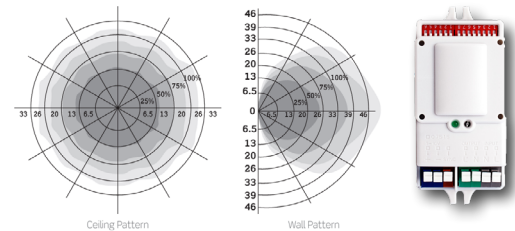
Control Code	Occupancy	Daylight	Tech	Voltage	Dim	Max Mounting Ht.	Networking	Scheduling	BMS Integration	User Interface	Add. Info
ZOSMD	On/Low/Off	Hold Off	Microwave	120-277V	0-10V	40'	N/A	x	x	On Device	pg. 4
ZL7C	N/A	N/A	N/A	12-24VDC	0-10V	N/A	ZigBee 2.4GHz Mesh	✓	✓	iOS / Android App, Wireless Wall Switch (required)*	pg. 4
ZLDC	N/A	N/A	N/A	DALI-2 (120-277V)	DALI	N/A	ZigBee 2.4GHz Mesh	✓	✓	iOS / Android App, Wireless Wall Switch (required)*	pg. 4
ZLTSM	High /Low/Off	N/A	Microwave	12VDC	0-10V	N/A	Bluetooth LE Mesh	✓	✓	iOS / Android App, Wireless Wall Switch*, Autani Web Interface*	pg. 5
ZLTC	N/A	N/A	N/A	12VDC	0-10V	N/A	Bluetooth LE Mesh	✓	✓	iOS / Android App, Wireless Wall Switch*, Autani Web Interface*	pg. 5

\* Sold Separately

## ZOSMD: Leviton Microwave Multi-level Dimming Sensor

The Leviton OSM3D-DDW (or equivalent) detects motion through low density materials using high frequency electromagnetic waves. This means it can sit discretely behind the luminaire's lens. The ZOSMD features automatic switching based on motion and ambient light level. The ZOSMD also adds step-dimming functionality.

- Stand-by dimming levels: 10% / 20% / 30% / 50%
- Ambient light override
- **Up to 40' mounting height**
- 26' detection radius at 40' height
- 120-277V
- IP20 rated
- Can be used to comply with ASHRAE 90.1, IECC and 2019 Title 24, Part 6 occupancy sensing and dimming requirements.



## GreenMAX DRC Wireless Networked Control System with Leviton Intellect Sensors & Controllers

The GreenMAX DRC Wireless Keypad Room Controllers are used as the brain of the system, managing the fixture integrated Leviton Intellect sensors & controllers. Wirelessly commission, configure, control, monitor and provision the GreenMAX DRC system using the GreenMAX DRC App and an Android or iOS smart device.



- Wireless fixture controller, no sensor
- ZigBee 2.4 GHz Wireless Mesh Network
- 0-10V or DALI
- Task Tuning
- Grouping
- Scheduling
- Demand Response
- BMS Integration
- Up to 75' between devices



\* DRKDN-UxW room controller required for full functionality and programming of Intellect controllers

## DRKDN-UxW Room Controllers



- 1-, 2-, 4-, and 8-button configurations
- Line voltage powered: 120-277V
- Max capacity: 60 devices
- Programmable: On/Off/Raise/Lower/Toggle/Scene
- Use any Android or iOS device for configuration using the GreenMAX DRC App at [Leviton.com/apps](http://Leviton.com/apps)



## LiteTrace | Keilton+autani: Wireless networked controls, upgradeable systems

LiteTrace makes your existing building smarter by integrating the Keilton lighting controls platform with Autani's proven energy management, reporting, and control platform. Keilton+autani systems are flexible, adaptable, and resilient, providing solutions designed to scale up without having to change hardware.

Scalable product tiers allow implementing a solution aligned to your current needs, with robust upgrade pathways to expand capabilities as requirements evolve.

Capabilities	Keilton +autani (ZLTSx)	Energy Center by Autani *	Autani Insights *
Motion and Switch Groups	✓	✓	✓
Daylight Harvesting	✓	✓	✓
Schedule Lighting	✓	✓	✓
Energy Reporting & Optimization	✓	✓	✓
Overrides & Automated Demand Response	✓	✓	✓
Environment Data & Lighting Controls API		✓	✓
Building Management & System Integration		✓	✓
Building Optimization Application			✓
Location & Occupancy APIs & Beacons			✓
Future App & API Ready			✓

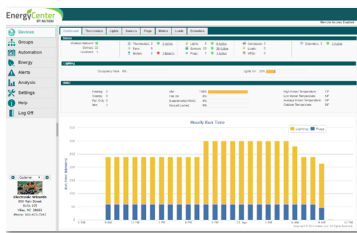
\* additional hardware and software required.

**Keilton + autani** An easy and affordable stand-alone (gateway-free) room-based Bluetooth lighting control solution controllable via mobile app (iOS & Android).



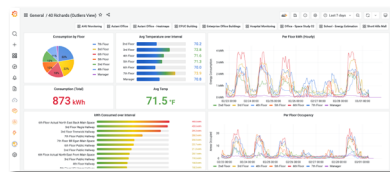
**EnergyCenter**  
BY AUTANI

A networked control solution which offers additional functionality such as advanced scheduling, reporting, metering, and building management integration.



**INSIGHTS**  
**Autani**

The most advanced offering, providing valuable data insights into a single building or a portfolio of buildings. This allows for asset tracking, campus-wide wayfinding, 3D facility monitoring and more.



- Microwave motion sensor
- 12VDC Input. Requires a dim-to-off LED driver with 12V Aux output
- 0-10V DC dimmable
- Bluetooth-enabled
- **8' to 20' mounting height.** 40' diameter at 20' height.



- Wireless 0-10V fixture controller
- Integral Bluetooth module
- 12VDC Input

### Room Controllers



#### Battery Powered

- 3-, 5-, and 8-button configurations
- Bluetooth Enabled
- 1 x CR2032 battery (WP1013, WP1025, WP1018)
- 2 x AAA batteries (WP1018A)
- Approx. 3 year battery life (batteries not included)



#### Line Voltage

- 3-,7-button configurations, and Occ/Vac Sensor Switch
- Line voltage powered: 120-277V
- Bluetooth Enabled

