

Project: _____
 Location: _____
 Cat. #: _____
 Type: _____
 Quantity: _____



RLK G2 T24 | LED Board/Driver 2x4 Prismatic Retrofit Kit

Features:

- High performance, long life LED technology
- 90+ CRI standard
- 0-10V dimming drivers standard
- Up to over 160 lumens per watt
- DALI drivers available
- Pre-wired components and driver quick-disconnect allows for quick and easy installation, saving on labor costs
- A wide variety of lumen packages allows for flexibility in design and helps maximize energy savings

Applications:

For use in most existing 2x4 prismatic troffer & surface box luminaires.
 For dry/indoor use only.

Note: Contractor/engineer must ensure proper fit in existing luminaire housing.

Predicted L70 Lifetime:

- L90 ≥ 39,000 hrs (reported)
- L80 ≥ 81,000 hrs (calculated)
- L70 ≥ 129,000 hrs (calculated)
- 85% lumen maint. @ 60,000 hrs
(based on LM-80, TM-21 and in-situ laboratory testing)

Construction:

- Pre-wired boards and 0-10V driver
- Kit comes with (4) 2' LED boards wired for (2) 4' rows of LEDs
- Magnetic fasteners come standard and allow for easy application and adjustment of boards onto existing housing

Certifications:

- UL 1598 listed for US and Canada, suitable for damp locations



Warranty:

- 5 year limited system warranty - see www.LumenFocus.com for complete warranty terms and conditions



Ordering Guide:

example: RLK G2 T24 2 LW UV 935

| Series | Type | # of Rows | Output | Voltage | Shielding | CRI/CCT | Controls ⁽¹⁾ | Options |
|---------------------|--|--------------------------|---|---------------|--|--|--|---|
| RLK G2 | T24 | 2 | | UV | | | | |
| RLK G2 RLK Gen 2 | T24 2x4 Prismatic troffer/surface box kit | 2 (2) 2' rows of LEDs | SL Super Low VL Very Low LW Low ML Medium Low MD Medium HI High VH Very High SH Super High | UV 120-277 | Blank No Shielding FR Frosted Acrylic Diffusers | 930 90 CRI/3000K 935 90 CRI/3500K 940 90 CRI/4000K 950 90 CRI/5000K | Blank No Controls ZOSMD Leviton Microwave 0-10V Multi-Level Occupancy Sensor with Photocell ZL7C Leviton Intellect Bluetooth-enabled Programmable 0-10V fixture controller with Task Tuning, Grouping, Scheduling, Networking Capabilities ZLDC Leviton Intellect Bluetooth-enabled Programmable DALI fixture controller with Task Tuning, Grouping, Scheduling, Networking Capabilities ZLTSM LiteTrace Bluetooth-enabled Programmable 0-10V Dimming Microwave Occupancy Sensor, Task Tuning, Grouping, Scheduling, Advanced Networking & IoT Capabilities ZLTC LiteTrace Bluetooth-enabled Programmable 0-10V fixture controller with Task Tuning, Grouping, Scheduling, Advanced Networking & IoT Capabilities | Blank No Options LVL 0-10V Dimming Leads for Easy Field Access |

Notes

⁽¹⁾ See 'Control Summary' on Page 4 for more details.

Controls Accessories (order separately)

| Accessory Code | Description | Control Compatibility | Additional Info |
|----------------|---|-----------------------|-----------------|
| DRKDN-U1W | 1-Button Wireless Wall Controller (line voltage powered) | ZL7C, ZLDC | pg. 4 |
| DRKDN-U2W | 2-Button Wireless Wall Controller (line voltage powered) | ZL7C, ZLDC | pg. 4 |
| DRKDN-U4W | 4-Button Wireless Wall Controller (line voltage powered) | ZL7C, ZLDC | pg. 4 |
| DRKDN-U8W | 8-Button Wireless Wall Controller (line voltage powered) | ZL7C, ZLDC | pg. 4 |
| WP1013 | 3-Button Bluetooth Wireless Wall Switch (battery powered) | ZLTSM, ZLTC | pg. 5 |
| WP1025 | 5-Button Bluetooth Wireless Wall Switch (battery powered) | ZLTSM, ZLTC | pg. 5 |
| WP1018 | 8-Button Bluetooth Wireless Wall Switch (battery powered) | ZLTSM, ZLTC | pg. 5 |
| WP1018A | 8-Button Bluetooth Wireless Wall Switch (battery powered) | ZLTSM, ZLTC | pg. 5 |
| WP10135S | 3-Button Bluetooth Wireless Wall Switch (line voltage) | ZLTSM, ZLTC | pg. 5 |
| WP1017S | 7-Button Bluetooth Wireless Wall Switch (line voltage) | ZLTSM, ZLTC | pg. 5 |
| IWS102 | Bluetooth Wireless Wall Switch w/ PIR Sensor (line voltage) | ZLTC | pg. 5 |

Accessories (order separately)

- **A12(x)** Pattern 12 Prismatic Acrylic Lens
(x = specify exact dimensions)
- **PW(x)** Prismatic White Acrylic Lens
(x = specify exact dimensions)
- **A23F(x)** Frosted High Efficiency Pattern 23 Prismatic Acrylic Lens (x = specify exact dimensions)

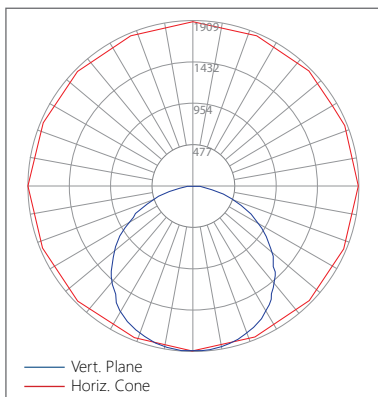


Performance Chart:

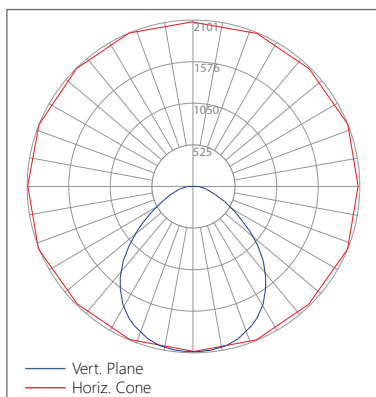
| Catalog # | Watts | Nominal Lumens (3000K) | LPW (3000K) | Nominal Lumens (3500K) | LPW (3500K) | Nominal Lumens (4000K) | LPW (4000K) | Nominal Lumens (5000K) | LPW (5000K) |
|------------------------|-------|------------------------|-------------|------------------------|-------------|------------------------|-------------|------------------------|-------------|
| RLK G2 T24 2 SL UV 9xx | 17.3 | 2703.5 | 156.4 | 2714.9 | 157.0 | 2779.4 | 160.8 | 2779.4 | 160.8 |
| RLK G2 T24 2 VL UV 9xx | 22.5 | 3544.1 | 157.5 | 3559.1 | 158.1 | 3643.6 | 161.9 | 3643.6 | 161.9 |
| RLK G2 T24 2 LW UV 9xx | 27.8 | 4449.4 | 160.3 | 4468.2 | 160.9 | 4574.3 | 164.8 | 4574.3 | 164.8 |
| RLK G2 T24 2 ML UV 9xx | 31.0 | 5001.0 | 161.4 | 5022.0 | 162.0 | 5141.3 | 165.9 | 5141.3 | 165.9 |
| RLK G2 T24 2 MD UV 9xx | 36.9 | 5816.4 | 157.6 | 5841.0 | 158.3 | 5979.7 | 162.0 | 5979.7 | 162.0 |
| RLK G2 T24 2 HI UV 9xx | 44.8 | 6938.4 | 154.9 | 6967.6 | 155.5 | 7133.1 | 159.2 | 7133.1 | 159.2 |
| RLK G2 T24 2 VH UV 9xx | 53.2 | 8069.1 | 151.8 | 8103.1 | 152.4 | 8295.6 | 156.0 | 8295.6 | 156.0 |
| RLK G2 T24 2 SH UV 9xx | 63.6 | 9124.0 | 143.5 | 9162.4 | 144.1 | 9380.1 | 147.5 | 9380.1 | 147.5 |

Photometric Data:

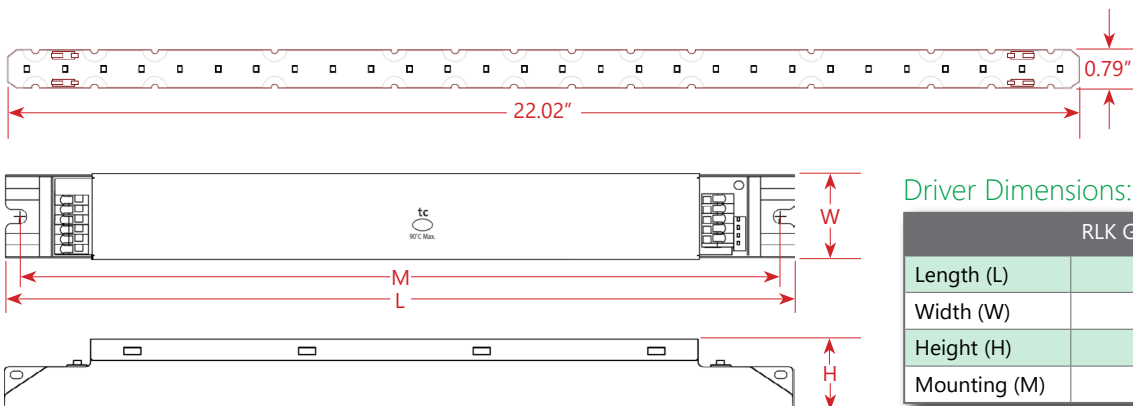
Relative Luminous Intensity
RLK G2 T24



Relative Luminous Intensity
RLK G2 T24 with A12 lens



Schematic:



Driver Dimensions:

| | RLK G2 T24 2 SH | All Other Models |
|--------------|-----------------|------------------|
| Length (L) | 14.96" | 11.02" |
| Width (W) | 1.18" | 1.18" |
| Height (H) | 1.0" | 0.83" |
| Mounting (M) | 14.57" | 10.63" |



Controls Summary:

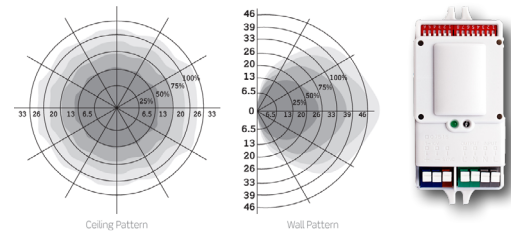
| Control Code | Occupancy | Daylight | Tech | Voltage | Dim | Max Mounting Ht. | Networking | Scheduling | BMS Integration | User Interface | Add. Info |
|--------------|---------------|----------|-----------|-------------------|-------|------------------|--------------------|------------|-----------------|---|-----------|
| ZOSMD | On/Low/Off | Hold Off | Microwave | 120-277V | 0-10V | 40' | N/A | x | x | On Device | pg. 4 |
| ZL7C | N/A | N/A | N/A | 12-24VDC | 0-10V | N/A | ZigBee 2.4GHz Mesh | ✓ | ✓ | iOS / Android App, Wireless Wall Switch (required)* | pg. 4 |
| ZLDC | N/A | N/A | N/A | DALI-2 (120-277V) | DALI | N/A | ZigBee 2.4GHz Mesh | ✓ | ✓ | iOS / Android App, Wireless Wall Switch (required)* | pg. 4 |
| ZLTSM | High /Low/Off | N/A | Microwave | 12VDC | 0-10V | N/A | Bluetooth LE Mesh | ✓ | ✓ | iOS / Android App, Wireless Wall Switch*, Autani Web Interface* | pg. 5 |
| ZLTC | N/A | N/A | N/A | 12VDC | 0-10V | N/A | Bluetooth LE Mesh | ✓ | ✓ | iOS / Android App, Wireless Wall Switch*, Autani Web Interface* | pg. 5 |

* Sold Separately

ZOSMD: Leviton Microwave Multi-level Dimming Sensor

The Leviton OSM3D-DDW (or equivalent) detects motion through low density materials using high frequency electromagnetic waves. This means it can sit discretely behind the luminaire's lens. The ZOSMD features automatic switching based on motion and ambient light level. The ZOSMD also adds step-dimming functionality.

- Stand-by dimming levels: 10% / 20% / 30% / 50%
- Ambient light override
- Up to 40' mounting height**
- 26' detection radius at 40' height
- 120-277V
- IP20 rated
- Can be used to comply with ASHRAE 90.1, IECC and 2019 Title 24, Part 6 occupancy sensing and dimming requirements.



GreenMAX DRC Wireless Networked Control System with Leviton Intellect Sensors & Controllers

The GreenMAX DRC Wireless Keypad Room Controllers are used as the brain of the system, managing the fixture integrated Leviton Intellect sensors & controllers. Wirelessly commission, configure, control, monitor and provision the GreenMAX DRC system using the GreenMAX DRC App and an Android or iOS smart device.



- Wireless fixture controller, no sensor
- ZigBee 2.4 GHz Wireless Mesh Network
- 0-10V or DALI
- Task Tuning
- Grouping
- Scheduling
- Demand Response
- BMS Integration
- Up to 75' between devices



* DRKDN-UxW room controller required for full functionality and programming of Intellect controllers

DRKDN-UxW Room Controllers



- 1-, 2-, 4-, and 8-button configurations
- Line voltage powered: 120-277V
- Max capacity: 60 devices
- Programmable: On/Off/Raise/Lower/Toggle/Scene
- Use any Android or iOS device for configuration using the GreenMAX DRC App at Leviton.com/apps



LiteTrace | Keilton+autani: Wireless networked controls, upgradeable systems

LiteTrace makes your existing building smarter by integrating the Keilton lighting controls platform with Autani's proven energy management, reporting, and control platform. Keilton+autani systems are flexible, adaptable, and resilient, providing solutions designed to scale up without having to change hardware.

Scalable product tiers allow implementing a solution aligned to your current needs, with robust upgrade pathways to expand capabilities as requirements evolve.

| Capabilities | Keilton+autani (ZLTSx) | Energy Center by Autani * | Autani Insights * |
|--|------------------------|---------------------------|-------------------|
| Motion and Switch Groups | ✓ | ✓ | ✓ |
| Daylight Harvesting | ✓ | ✓ | ✓ |
| Schedule Lighting | ✓ | ✓ | ✓ |
| Energy Reporting & Optimization | ✓ | ✓ | ✓ |
| Overrides & Automated Demand Response | ✓ | ✓ | ✓ |
| Environment Data & Lighting Controls API | | ✓ | ✓ |
| Building Management & System Integration | | ✓ | ✓ |
| Building Optimization Application | | | ✓ |
| Location & Occupancy APIs & Beacons | | | ✓ |
| Future App & API Ready | | | ✓ |

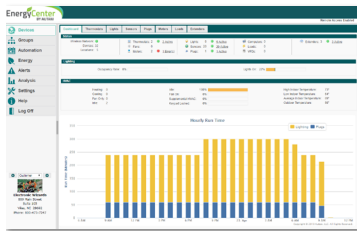
* additional hardware and software required.

Keilton+autani An easy and affordable stand-alone (gateway-free) room-based Bluetooth lighting control solution controllable via mobile app (iOS & Android).



EnergyCenter
BY AUTANI

A networked control solution which offers additional functionality such as advanced scheduling, reporting, metering, and building management integration.



INSIGHTS
autani

The most advanced offering, providing valuable data insights into a single building or a portfolio of buildings. This allows for asset tracking, campus-wide wayfinding, 3D facility monitoring and more.



- Microwave motion sensor
- 12VDC Input. Requires a dim-to-off LED driver with 12V Aux output
- 0-10V DC dimmable
- Bluetooth-enabled
- **8' to 20' mounting height.** 40' diameter at 20' height.



- Wireless 0-10V fixture controller
- Integral Bluetooth module
- 12VDC Input

Room Controllers



Battery Powered

- 3-, 5-, and 8-button configurations
- Bluetooth Enabled
- 1 x CR2032 battery (WP1013, WP1025, WP1018)
- 2 x AAA batteries (WP1018A)
- Approx. 3 year battery life (batteries not included)



Line Voltage

- 3-,7-button configurations, and Occ/Vac Sensor Switch
- Line voltage powered: 120-277V
- Bluetooth Enabled

