

Project: _____
 Location: _____
 Cat. #: _____
 Type: _____
 Quantity: _____



EVT G2 8 | LED Extruded Vaportight

Features:

- High performance LED technology
- 90+ CRI standard
- 0-10V dimming drivers standard
- Field replaceable LED boards and drivers
- Multiple hanging options, including surface, chain/cable, or pendant for easy installation
- UL approved and evaluated for daisy chaining
- Buy American Act compliant *(All base luminaires are BAA compliant. Addition of options may change eligibility. Contact factory for details.)*

Applications:

Suitable for most commercial, industrial and institutional applications

- Warehouse
- Manufacturing Facility
- Food Processing
- Stairwells
- Car Wash

Predicted Lifetime:

- L70 ≥ 137,000 hrs (calculated)
- L90 ≥ 42,000 hrs (reported)
(based on LM-80, TM-21 and in-situ laboratory testing)

Dimensions:

- Length: 8'
- Width: 3.86"
- Depth: 3.75"

Construction:

- (f1) rated polycarbonate co-extruded lens and housing - lens and housing is all one piece
- Pre-painted cold rolled steel board trays
- Gasketed end caps
- Stainless steel mounting hardware

Certifications:

- UL 1598 listed for US and Canada, suitable for wet locations
- IP65
- IP66
- NSF
- RoHS



Warranty:

- 5 year limited system warranty - see www.LumenFocus.com for complete warranty terms and conditions



Ordering Guide:

example: EVT G2 8 MD UV FP 940 ZOSMD SB

Series	Length	Output	Voltage	Shielding	CRI/CCT	Mounting	Controls ⁽¹⁾	Options
EVT G2	8		UV	FP				
EVT G2 Gen 2	8 8'	VL Very Low LW Low MD Medium HI High VH Very High	UV 120-277	FP Frosted Polycarbonate	930 90 CRI/3000K 935 90 CRI/3500K 940 90 CRI/4000K 950 90 CRI/5000K	Blank Snap-On Mounting Bracket (For Surface Mounting) SMBB Snap-On Mount with Bracket Bail (For Chain or Cable Mounting) SMBBQC Snap-On Mount with Bracket Bail and 10' Quick Hang Cable Kit SMBBQC20 Snap-On Mount with Bracket Bail and 20' Quick Hang Cable Kit SMD Snap-On Mount Drilled (For Threaded Rod Pendant, Not Included)	Blank No Controls ZOSMD Leviton Microwave 0-10V Multi-Level Occupancy Sensor with Photocell ZL7C Leviton Intellect Bluetooth- enabled Programmable 0-10V fixture controller with Task Tuning, Grouping, Scheduling, Networking Capabilities ZLDC Leviton Intellect Bluetooth- enabled Programmable DALI fixture controller with Task Tuning, Grouping, Scheduling, Networking Capabilities ZLTSM LiteTrace Bluetooth- enabled Programmable 0-10V Dimming Microwave Occupancy Sensor, Task Tuning, Grouping, Scheduling, Advanced Networking & IoT Capabilities ZLTC LiteTrace Bluetooth-enabled Programmable 0-10V fixture controller with Task Tuning, Grouping, Scheduling, Advanced Networking & IoT Capabilities	Blank No Options C6 6' Single Circuit Cord C6(LVL) C6 With Integrated Dimming Leads C10 10' Single Circuit Cord C10(LVL) C10 With Integrated Dimming Leads D6 6' Dual Circuit Cord D10 10' Dual Circuit Cord EM6 6.5W Emergency Pack ⁽²⁾ EM10 10W Emergency Pack ⁽²⁾ EM14 14W Emergency Pack ⁽²⁾ SB Safety Bail LVL 0-10V Dimming Leads for Easy Field Access BAA Buy American Act Compliant

Notes

- ⁽¹⁾ See 'Control Summary' on Page 4 for more details.
- ⁽²⁾ 120-277V / 0°C-55°C ambient. To estimate lumen output in emergency mode, multiply EM wattage by the Lumens per Watt of the luminaire it is installed in.
ex. EVT G2 8 MD UV FP 940 EM10 → 130.9 LPW x 10W = 1,309 lm

Controls Accessories (order separately)

Accessory Code	Description	Control Compatibility	Additional Info
DRKDN-U1W	1-Button Wireless Wall Controller (line voltage powered)	ZL7C, ZLDC	pg. 4
DRKDN-U2W	2-Button Wireless Wall Controller (line voltage powered)	ZL7C, ZLDC	pg. 4
DRKDN-U4W	4-Button Wireless Wall Controller (line voltage powered)	ZL7C, ZLDC	pg. 4
DRKDN-U8W	8-Button Wireless Wall Controller (line voltage powered)	ZL7C, ZLDC	pg. 4
WP1013	3-Button Bluetooth Wireless Wall Switch (battery powered)	ZLTSM, ZLTC	pg. 5
WP1025	5-Button Bluetooth Wireless Wall Switch (battery powered)	ZLTSM, ZLTC	pg. 5
WP1018	8-Button Bluetooth Wireless Wall Switch (battery powered)	ZLTSM, ZLTC	pg. 5
WP1018A	8-Button Bluetooth Wireless Wall Switch (battery powered)	ZLTSM, ZLTC	pg. 5
WP10135S	3-Button Bluetooth Wireless Wall Switch (line voltage)	ZLTSM, ZLTC	pg. 5
WP1017S	7-Button Bluetooth Wireless Wall Switch (line voltage)	ZLTSM, ZLTC	pg. 5
IWS102	Bluetooth Wireless Wall Switch w/ PIR Sensor (line voltage)	ZLTC	pg. 5

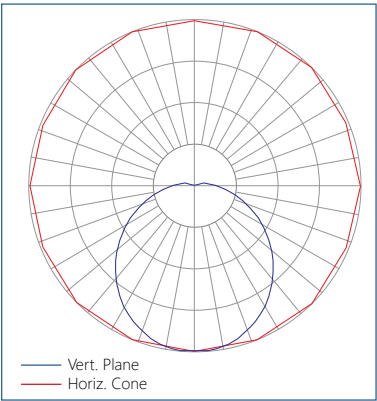


Performance Chart:


Catalog #	Watts	Lumens (930)	LPW (930)	Lumens (935)	LPW (935)	Lumens (940)	LPW (940)	Lumens (950)	LPW (950)
EVT G2 8 VL UV FP 9xx	31.9	3998.4	125.3	4015.3	125.9	4110.7	128.8	4110.7	128.8
EVT G2 8 LW UV FP 9xx	40.4	4971.1	123.0	4992.0	123.5	5110.6	126.5	5110.6	126.5
EVT G2 8 MD UV FP 9xx	50.9	6476.4	127.3	6503.7	127.9	6658.2	130.9	6658.2	130.9
EVT G2 8 HI UV FP 9xx	62.6	8004.5	127.9	8038.2	128.4	8229.1	131.5	8229.1	131.5
EVT G2 8 VH UV FP 9xx	72.9	9394.2	128.9	9433.8	129.4	9657.8	132.5	9657.8	132.5

Photometric Data:

Relative Luminous Intensity



Mounting:



Snap On Bracket
(Standard)



SMBB
Bracket Bail (for chain or
cable mounting)



SMD
Drilled (for threaded rod
pendant mounting)



SB
Safety Bail Option



The EVT features field replaceable boards and drivers. This allows you to upgrade to more efficient technology in the future. Or, in the rare event of a failure, you can rapidly replace defective components. Re-boardABILITY helps to ensure you won't get stuck with an obsolete light fixture. [Learn more about Re-boardABILITY here.](#)



Controls Summary:

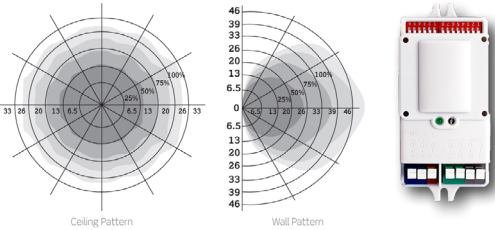
Control Code	Occupancy	Daylight	Tech	Voltage	Dim	Max Mounting Ht.	Networking	Scheduling	BMS Integration	User Interface	Add. Info
ZOSMD	On/Low/Off	Hold Off	Microwave	120-277V	0-10V	40'	N/A	X	X	On Device	pg. 4
ZL7C	N/A	N/A	N/A	12-24VDC	0-10V	N/A	ZigBee 2.4GHz Mesh	✓	✓	iOS / Android App, Wireless Wall Switch (required)*	pg. 4
ZLDC	N/A	N/A	N/A	DALI-2 (120-277V)	DALI	N/A	ZigBee 2.4GHz Mesh	✓	✓	iOS / Android App, Wireless Wall Switch (required)*	pg. 4
ZLTSM	High /Low/Off	N/A	Microwave	12VDC	0-10V	N/A	Bluetooth LE Mesh	✓	✓	iOS / Android App, Wireless Wall Switch*, Autani Web Interface*	pg. 5
ZLTC	N/A	N/A	N/A	12VDC	0-10V	N/A	Bluetooth LE Mesh	✓	✓	iOS / Android App, Wireless Wall Switch*, Autani Web Interface*	pg. 5

* Sold Separately

ZOSMD: Leviton Microwave Multi-level Dimming Sensor

The Leviton OSM3D-DDW (or equivalent) detects motion through low density materials using high frequency electromagnetic waves. This means it can sit discretely behind the luminaire's lens. The ZOSMD features automatic switching based on motion and ambient light level. The ZOSMD also adds step-dimming functionality.


- Stand-by dimming levels: 10% / 20% / 30% / 50%
 - Ambient light override
 - **Up to 40' mounting height**
 - 26' detection radius at 40' height
- 120-277V
 - IP20 rated
 - Can be used to comply with ASHRAE 90.1, IECC and 2019 Title 24, Part 6 occupancy sensing and dimming requirements.




GreenMAX DRC Wireless Networked Control System with Leviton Intellect Sensors & Controllers

The GreenMAX DRC Wireless Keypad Room Controllers are used as the brain of the system, managing the fixture integrated Leviton Intellect sensors & controllers. Wirelessly commission, configure, control, monitor and provision the GreenMAX DRC system using the GreenMAX DRC App and an Android or iOS smart device.

ZLxC



- Wireless fixture controller, no sensor
- ZigBee 2.4 GHz Wireless Mesh Network
- 0-10V or DALI
- Task Tuning
- Grouping
- Scheduling
- Demand Response
- BMS Integration
- Up to 75' between devices



** DRKDN-UxW room controller required for full functionality and programming of Intellect controllers*

DRKDN-UxW Room Controllers



- 1-, 2-, 4-, and 8-button configurations
- Line voltage powered: 120-277V
- Max capacity: 60 devices
- Programmable: On/Off/Raise/Lower/Toggle/Scene
- Use any Android or iOS device for configuration using the GreenMAX DRC App at Leviton.com/apps

LiteTrace | Keilton+autani: Wireless networked controls, upgradeable systems

LiteTrace makes your existing building smarter by integrating the Keilton lighting controls platform with Autani's proven energy management, reporting, and control platform. Keilton+autani systems are flexible, adaptable, and resilient, providing solutions designed to scale up without having to change hardware.

Scalable product tiers allow implementing a solution aligned to your current needs, with robust upgrade pathways to expand capabilities as requirements evolve.

Capabilities	Keilton +autani (ZLTsX)	Energy Center by Autani *	Autani Insights *
Motion and Switch Groups	✓	✓	✓
Daylight Harvesting	✓	✓	✓
Schedule Lighting	✓	✓	✓
Energy Reporting & Optimization	✓	✓	✓
Overrides & Automated Demand Response	✓	✓	✓
Environment Data & Lighting Controls API		✓	✓
Building Management & System Integration		✓	✓
Building Optimization Application			✓
Location & Occupancy APIs & Beacons			✓
Future App & API Ready			✓

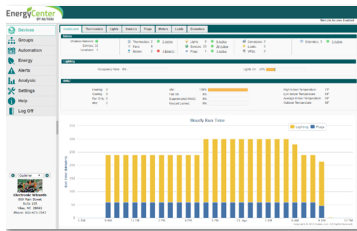
* additional hardware and software required.

**Keilton
+autani** An easy and affordable stand-alone (gateway-free) room-based Bluetooth lighting control solution controllable via mobile app (iOS & Android).



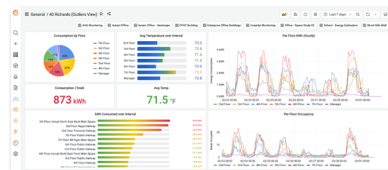
EnergyCenter
BY AUTANI

A networked control solution which offers additional functionality such as advanced scheduling, reporting, metering, and building management integration.



INSIGHTS
Autani

The most advanced offering, providing valuable data insights into a single building or a portfolio of buildings. This allows for asset tracking, campus-wide wayfinding, 3D facility monitoring and more.



ZLTSM



- Microwave motion sensor
- 12VDC Input. Requires a dim-to-off LED driver with 12V Aux output
- 0-10V DC dimmable
- Bluetooth-enabled
- **8' to 20' mounting height.** 40' diameter at 20' height.

ZLTC



- Wireless 0-10V fixture controller
- Integral Bluetooth module
- 12VDC Input

Room Controllers



WP1013 WP1025 WP1018 WP1018A

Battery Powered

- 3-, 5-, and 8-button configurations
- Bluetooth Enabled
- 1 x CR2032 battery (WP1013, WP1025, WP1018)
- 2 x AAA batteries (WP1018A)
- Approx. 3 year battery life (batteries not included)



WP1013S WP1017S IWS102

Line Voltage

- 3-, 7-button configurations, and Occ/Vac Sensor Switch
- Line voltage powered: 120-277V
- Bluetooth Enabled

