



Project: _____
 Location: _____
 Cat. #: _____
 Type: _____
 Quantity: _____

LED

PBL V2 HD-4W | LED Heavy Duty High Bay

Features:

- High performance LED technology
- 0-10V dimming drivers standard on all models - dimmable to 5% on all models, with most dimmable to 1%
- DALI drivers available based on configuration
- Field replaceable LED boards and drivers through Re-boardABILITY (more info on Page 3)
- Frosted diffusers available to help minimize glare and improve aesthetics
- A wide variety of lumen packages allows for flexibility in design and helps maximize energy savings
- Multiple controls options available
- The PBL V2 HD's unibody design is surface mountable with easy access to the driver compartment from below

Applications:

- Suitable for most commercial, industrial and institutional applications
- Gymnasiums
 - Recreation Centers
 - Manufacturing
 - Warehouse
 - **Not** recommended for cold/frozen storage applications

Ambient Operating Temp.:

- -30°C to 40°C*

Construction:

- Housing is precision brake formed from heavy duty 0.063" aluminum
- Pre-painted with a highly durable, highly reflective white finish

Certifications:

- UL 1598 listed for US and Canada, suitable for damp locations
- DesignLights Consortium qualified on specific configurations (refer to DLC qualified products list for exact model numbers) <http://designlights.org/>



Predicted Lifetime:

- L70: 165,000 hrs (calculated)
- L80: 104,000 hrs (calculated)
- L90: 50,000 hrs (reported)
- 88% lumen maintenance @ 60,000 hrs (based on LM80 and insitu laboratory testing)

Warranty:

- 5 year limited system warranty - see www.LumenFocus.com for complete warranty terms and conditions



Ordering Guide:

example: PBL V2 4W HI UV 850 HDW QC20 ZOSD C6

Series	Length	Output	Voltage	Shielding	CRI/CCT	Gauge	Hanging	Controls ⁽²⁾	Options	Finish
PBL V2	4W					HDW				
PBL V2 PBL Version 2	4W 4'	LW Low	UV 120-277	Blank No Lenses	835 80 CRI/3500K	HDW Heavy Duty 0.063" Aluminum Wide-Body Housing	Blank None	Blank No Controls	Blank No Options	Blank White
		MD Medium		FR Frosted Acrylic Diffusers ⁽¹⁾	840 80 CRI/4000K		QC 10' Quick Hang Cable Kit	ZOS Occupancy Sensor (On/Off)	C6 6' Single Circuit Cord	BK Matte Black
		HI High		Blank No Lenses	850 80 CRI/5000K		QC20 20' Quick Hang Cable Kit	ZOSMHB Leviton Microwave 0-10V Multi- Level Occupancy Sensor with Photocell	C65W 6' Single Circuit Cord with Low Voltage Connections	SL Metallic Silver
		VH Very High					PMS Pendant Mount with Stabilizer	ZOSD 0-10V Dimming Occupancy Sensor with Daylight Harvesting	C10 10' Single Circuit Cord	
		SH Super High					ST(x) 3/4" Stem (Specify Length)	Z221Bxx ⁽³⁾ Wattstopper Programmable 0-10V Multi-Level Occupancy Sensor with Photocell, Task Tuning	C105W 10' Single Circuit Cord with Low Voltage Connections	
								Z321Bxx ⁽³⁾ Wattstopper Bluetooth-enabled Programmable 0-10V Dimming Occupancy Sensor with Daylight Harvesting, Task Tuning	D6 6' Dual Circuit Cord	
								ZOFD1 Leviton Bluetooth-enabled Programmable 0-10V Dimming Occupancy Sensor with Daylight Harvesting, Task Tuning, Grouping	D10 10' Dual Circuit Cord	
								ZOFDU Leviton Bluetooth-enabled Programmable 0-10V Dimming Occupancy Sensor with Daylight Harvesting, Task Tuning, Grouping, Scheduling	P(NEMA) Plug (Specify NEMA configuration)	
								ZSLHB Keystone SmartLoop Bluetooth- enabled Programmable 0-10V Dimming Occupancy Sensor with Daylight Harvesting, Task Tuning, Grouping, Scheduling	SC Safety Cable	
								ZESMC Philips EasySense Bluetooth- enabled Programmable DALI Dimming Occupancy Sensor with Daylight Harvesting, Task Tuning, Grouping, Scheduling	F Fuse	
								ZLTSxx ⁽³⁾ LiteTrace Bluetooth-enabled Programmable 0-10V Dimming Occupancy Sensor with Daylight Harvesting, Task Tuning, Grouping, Scheduling, and Advanced Networking & IoT Capabilities	EM6 6.5W Emergency Pack ⁽⁴⁾	
								ZLTC LiteTrace Bluetooth-enabled Programmable 0-10V fixture controller with Task Tuning, Grouping, Scheduling, and Advanced Networking & IoT Capabilities	EM10 10W Emergency Pack ⁽⁴⁾	
									EM14 14W Emergency Pack ⁽⁴⁾	
									EM20 20W Emergency Pack ⁽⁴⁾	
									SDT(480V) 480V to 277V Step Down Transformer	
									CC Conformal Coating	
									LVL 0-10V Dimming Leads for Easy Field Access	
									BAA Buy American Act Compliant	

Notes

⁽¹⁾ Frosted Lenses (FR) not available on SH output models

⁽²⁾ See 'Control Summary' on Page 4 for more details.

⁽³⁾ 'xx' = select lens type based on mounting height and coverage area. See 'Control Summary' on Page 4 for more details.

⁽⁴⁾ 120-277V / 0°C-55°C ambient. To estimate lumen output in emergency mode, multiply EM wattage by the Lumens per Watt of the luminaire it is installed in.
ex. PBL V2 4W MD UV 850 HDW EM14 → 161.3 LPW x 14W = 2,258 lm

Accessories *(order separately)*

WG(PBL4W) Wire Guard
WGE(PBL4W) Extended Wire Guard for use with end-mounted sensor

Controls Accessories *(order separately)*

Accessory Code	Description	Control Compatibility	Additional Info
ZLSOR	Wireless IR Configuration Tool	ZOSMHB	pg. 4
FSIR-100	Wireless IR Configuration Tool	Z221Bxx	pg. 4
KTSL-WS1-B-SG/G2	5-Button Bluetooth Wireless Wall Switch (battery powered)	ZSLHB	pg. 5
KTSL-TK1-USB	USB Time Keeper	ZSLHB	pg. 5
ZBT-S1AWH	Single Rocker ZigBee Wireless Wall Switch (self powered)	ZESMC	pg. 5
ZBT-S2AWH	Dual Rocker ZigBee Wireless Wall Switch (self powered)	ZESMC	pg. 5
WP1013	3-Button Bluetooth Wireless Wall Switch (battery powered)	ZLTSxx, ZLTC	pg. 6
WP1025	5-Button Bluetooth Wireless Wall Switch (battery powered)	ZLTSxx, ZLTC	pg. 6
WP1018	8-Button Bluetooth Wireless Wall Switch (battery powered)	ZLTSxx, ZLTC	pg. 6
WP1018A	8-Button Bluetooth Wireless Wall Switch (battery powered)	ZLTSxx, ZLTC	pg. 6
WP10135S	3-Button Bluetooth Wireless Wall Switch (line voltage)	ZLTSxx, ZLTC	pg. 6
WP1017S	7-Button Bluetooth Wireless Wall Switch (line voltage)	ZLTSxx, ZLTC	pg. 6
IWS102	Bluetooth Wireless Wall Switch w/ PIR Sensor (line voltage)	ZLTC	pg. 6

Notes

- ⁽¹⁾ Frosted Lenses (FR) not available on SH output models
- ⁽²⁾ See 'Control Summary' on Page 4 for more details.
- ⁽³⁾ 'xx' = select lens type based on mounting height and coverage area. See 'Control Summary' on Page 4 for more details.
- ⁽⁴⁾ 120-277V / 0°C-55°C ambient. To estimate lumen output in emergency mode, multiply EM wattage by the Lumens per Watt of the luminaire it is installed in.
- ex. PBL V2 4W MD UV 850 HDW EM14 → 161.3 LPW x 14W = 2,258 lm


Accessories (order separately)

- WG(PBL4W) Wire Guard
- WGE(PBL4W) Extended Wire Guard for use with end-mounted sensor

Controls Accessories (order separately)

Accessory Code	Description	Control Compatibility	Additional Info
ZLSOR	Wireless IR Configuration Tool	ZOSMHB	pg. 4
FSIR-100	Wireless IR Configuration Tool	Z221Bxx	pg. 4
KTSL-WS1-B-SG/G2	5-Button Bluetooth Wireless Wall Switch (battery powered)	ZSLHB	pg. 5
KTSL-TK1-USB	USB Time Keeper	ZSLHB	pg. 5
ZBT-S1AWH	Single Rocker ZigBee Wireless Wall Switch (self powered)	ZESMC	pg. 5
ZBT-S2AWH	Dual Rocker ZigBee Wireless Wall Switch (self powered)	ZESMC	pg. 5
WP1013	3-Button Bluetooth Wireless Wall Switch (battery powered)	ZLTSxx, ZLTC	pg. 6
WP1025	5-Button Bluetooth Wireless Wall Switch (battery powered)	ZLTSxx, ZLTC	pg. 6
WP1018	8-Button Bluetooth Wireless Wall Switch (battery powered)	ZLTSxx, ZLTC	pg. 6
WP1018A	8-Button Bluetooth Wireless Wall Switch (battery powered)	ZLTSxx, ZLTC	pg. 6
WP10135S	3-Button Bluetooth Wireless Wall Switch (line voltage)	ZLTSxx, ZLTC	pg. 6
WP1017S	7-Button Bluetooth Wireless Wall Switch (line voltage)	ZLTSxx, ZLTC	pg. 6
IWS102	Bluetooth Wireless Wall Switch w/ PIR Sensor (line voltage)	ZLTC	pg. 6

Schematic:




Performance Chart:

Catalog #	Lumens	Watts	LPW	Catalog #	Lumens	Watts	LPW	Catalog #	Lumens	Watts	LPW
PBL V2 4W LW UV 835	30955.1	190.8	162.3	PBL V2 4W LW UV 840	31814.1	190.8	166.8	PBL V2 4W LW UV 850	31814.1	190.8	166.8
PBL V2 4W MD UV 835	34873.0	222.2	156.9	PBL V2 4W MD UV 840	35840.7	222.2	161.3	PBL V2 4W MD UV 850	35840.7	222.2	161.3
PBL V2 4W HI UV 835	39112.3	254.1	153.9	PBL V2 4W HI UV 840	40197.7	254.1	158.2	PBL V2 4W HI UV 850	40197.7	254.1	158.2
PBL V2 4W VH UV 835	51640.0	334.9	154.2	PBL V2 4W VH UV 840	53072.9	334.9	158.5	PBL V2 4W VH UV 850	53072.9	334.9	158.5
PBL V2 4W SH UV 835	63487.1	397.1	159.9	PBL V2 4W SH UV 840	65248.9	397.1	164.3	PBL V2 4W SH UV 850	65248.9	397.1	164.3
PBL V2 4W LW UV FR 835	29160.1	190.8	152.8	PBL V2 4W LW UV FR 840	29969.2	190.8	157.1	PBL V2 4W LW UV FR 850	29969.2	190.8	157.1
PBL V2 4W MD UV FR 835	32850.7	222.2	147.8	PBL V2 4W MD UV FR 840	33762.3	222.2	151.9	PBL V2 4W MD UV FR 850	33762.3	222.2	151.9
PBL V2 4W HI UV FR 835	36844.2	254.1	145.0	PBL V2 4W HI UV FR 840	37866.6	254.1	149.0	PBL V2 4W HI UV FR 850	37866.6	254.1	149.0
PBL V2 4W VH UV FR 835	48645.4	334.9	145.2	PBL V2 4W VH UV FR 840	49995.3	334.9	149.3	PBL V2 4W VH UV FR 850	49995.3	334.9	149.3


Lumen Adjustment Factors: WG: 0.947

LUMENFOCUS
Re-boardABILITY

The PBL V2 HD features field replaceable boards and drivers. This allows you to upgrade to more efficient technology in the future. Or, in the rare event of a failure, you can rapidly replace defective components. Re-boardABILITY helps to ensure you won't get stuck with an obsolete light fixture. [Learn more about Re-boardABILITY here.](#)



[Click here for a video demonstration of the re-boarding process on a PBL.](#)
Note: Exact time varies depending on the model.



Controls Summary:

Control Code	Occupancy	Daylight	Tech	Voltage	Dim	Max Mounting Ht.	Networking	Scheduling	BMS Integration	User Interface	Add. Info
ZOS	On/Off	N/A	PIR	120-347V, 480V	N/A	20', 40', Aisle Mask (all included)	N/A	X	X	On Device	-
ZOSMHB	On/Low/Off	Hold Off	Microwave	120/277V	0-10V	50'	N/A	X	X	On Device, IR Remote*	pg. 4
ZOSD	On/Low/Off	Daylight Harvesting	PIR	120-277V, 347V	0-10V	20', 40', Aisle Mask (all included)	N/A	X	X	On Device	-
Z221Bxx	High/Low/Off	High/Low/Off	PIR	120-347V, 480V	0-10V	L2 L3 L7 8' 20' 40' (select one)	N/A	X	X	IR Remote*	pg. 4
Z321Bxx	High/Low/Off	Daylight Harvesting	PIR	120-347V, 480V	0-10V	L2 L3 L7 8' 20' 40' (select one)	N/A	X	X	iOS / Android App	pg. 4
ZOFD1	High/Low/Off	Daylight Harvesting	PIR	120-277V	0-10V	20', 40', Aisle Mask (all included)	Bluetooth Mesh	X	X	iOS / Android App	pg. 4
ZOFDU	High/Low/Off	Daylight Harvesting	PIR	120-277V, 347V, 480V	0-10V	20', 40', Aisle Mask (all included)	Bluetooth Mesh	✓	X	iOS / Android App	pg. 4
ZSLHB	High/Low/Off	Daylight Harvesting	PIR	120-277V	0-10V	40'	Bluetooth Mesh	✓	X	iOS / Android App, Wireless Wall Switch*	pg. 5
ZESMC	High/Low/Off	Daylight Harvesting	PIR	DALI-2 (120-277V)	DALI	52'	ZigBee 2.4GHz Mesh	✓	X	iOS / Android App, Wireless Wall Switch*	pg. 5
ZLTSxx	High/Low/Off	Daylight Harvesting	PIR	120-277V	0-10V	MBL1 HBL1 HBL2 20' 40' 50' (select one)	Bluetooth LE Mesh	✓	✓	iOS / Android App, Wireless Wall Switch*, Autani Web Interface*	pg. 6
ZLTC	N/A	N/A	N/A	12VDC	0-10V	N/A	Bluetooth LE Mesh	✓	✓	iOS / Android App, Wireless Wall Switch*, Autani Web Interface*	pg. 6

* Sold Separately

Programmable Dimming Sensors:

ZOSMHB Sensor Option

- Provides occupancy detection and multi-level control with adjustable time-outs
- Tri-level dimming control
- Comes pre-installed on the end cap
- Suitable for cold storage locations
- Built-in photocell reads brightness values. Sensor does not switch luminaire on if there is sufficient ambient light
- Control parameters selected manually via DIP switches, or using the optional ZLS0R remote (sold separately) - adjustable parameters include sensitivity, hold time, lux level, stand-by light level, stand-by hold time
- Maximum mounting height of 50 feet**, with adjustable coverage radius up to 30 feet



ZLS0R



FSP with L7 lens

FSIR-100

Z221B, Z321B Sensor Options

- The Wattstopper FSP sensor provides multi-level control based on motion and/or daylight contribution
- Comes pre-installed on the end cap
- Rated for cold locations
- Parameters for Bluetooth-enabled Z321B adjustable via phone app - iOS or Android
- Parameters for Z221B adjustable via wireless configuration tool (FSIR-100 - sold separately)
- Three lenses available, tailored for the ideal detection area and mounting height:
 - **L2:** 360° lens, maximum coverage 48' diameter from **8' height**
 - **L3:** 360° lens, maximum coverage 40' diameter from **20' height**
 - **L7:** 360° lens, maximum coverage 100' diameter from **40' height**

ZOFDx Sensor Option

- Leviton Smart IP66 passive infrared (PIR) sensors
- Features mesh grouping (16 devices per group), occupancy sensing, daylight harvesting, scheduling (for ZOSFDU only), single-level switching
- Comes pre-installed on the end cap
- Rated for cold locations
- Configurable through the Leviton Smart Sensor App using a smartphone or other Bluetooth-enabled iOS or Android device



The ZOFD option includes four sensor lenses that can easily be installed or swapped out in the field. From left: the **high bay lens (20'-40' mounting)**, the high bay lens with aisleway mask, the **low bay lens (8'-20' mounting)**, and the low bay lens with aisleway mask.



Keystone SmartLoop Wireless Control System

The SmartLoop wireless lighting control system by Keystone is a Bluetooth mesh lighting control system that allows you to set up and manage your lighting ecosystem quickly and easily. It's powerful enough to run a space with multiple lighting zones, but simple enough to program in minutes with your smartphone – perfect for warehouses, offices, schools, and auditoriums, whether new construction or retrofit.

- Wireless Bluetooth 2.4 GHz mesh network
- Supports up to 100 devices on a single region, with unlimited regions
- Independent per-fixture control: Occupancy, Daylight Harvesting, Task Tuning, Grouping, Scene Setting, Scheduling
- Commissioned via SmartLoop mobile app for iPhone and Android

ZSLFC2



- External Line Voltage High Bay Sensor, Side-Mount
- 120-277VAC Input
- PIR + Daylight Harvesting
- IP40 Rated
- 0-10V DC dimmable
- **Up to 40' mounting height.** 40' radius at 40' height.

SmartLoop Accessories

- Bluetooth Wireless Wall Switch: **KTSL-WS1-B-SG/G2**
 - Battery Powered: 2x CR2032
 - 5 Button: Power Toggle, Dimming, Automatic Sensor/Presets Level Operation, Scene Activation



- USB Time Keeper: **KTSL-TK1-USB**
 - Relays time to system components after a power loss
 - Powered by standard USB charging port
 - Internal CR1220 battery backup



Philips EasySense Wireless Control System

EasySense MC Sensors are the ideal solution for per-luminaire control of new LED luminaires. It combines occupancy and daylight sensing in one package. The result is a cost-effective and easy-to-install solution ideal for energy savings. Commissioning and configuration during and after installation is quick and easy using the Philips MasterConnect app. This app works via Bluetooth Low Energy (BLE) technology and is available for free in the App Store and the Google Play Store.

ZESMC



- Occupancy sensing, daylight harvesting, and task tuning in one device
- **up to 52' mounting height.** 26' radius at 52' height.
- Groups/networks up to 120 lights
- Enables auto-off/manual-on and auto-off/partial-on application
- Independent per-fixture control: Occupancy, Daylight Harvesting, Task Tuning
- Occupancy Sharing
- Scene Setting
- Advanced grouping to select Zigbee wireless wall switches
- Simple room level energy reporting with CSV file saved on the phone
- ZigBee 2.4 GHz Wireless Mesh Network
- Works with Advance Xitanium SR 120-277V drivers or other D4i certified LED drivers

Room Controllers

- Illumra ZBT-S1AWH (Single Rocker) or ZBT-S2AWH (Dual Rocker) wireless Zigbee wall switch
 - Self-Powered
 - Up to 120 sensors can be grouped to a single switch
 - Functions: On/Off, Dim-Up/Dim-Down, Scene 1, Scene 2 (Scenes: Dual Rocker Only)
 - Range: 30-100' (typical)



ZBT-S1AWH



ZBT-S2AWH



LiteTrace | Keilton+autani: Wireless networked controls, upgradeable systems

LiteTrace makes your existing building smarter by integrating the Keilton lighting controls platform with Autani's proven energy management, reporting, and control platform. Keilton+autani systems are flexible, adaptable, and resilient, providing solutions designed to scale up without having to change hardware.

Scalable product tiers allow implementing a solution aligned to your current needs, with robust upgrade pathways to expand capabilities as requirements evolve.

Capabilities	Keilton +autani (ZLTSxx)	Energy Center by Autani *	Autani Insights *
Motion and Switch Groups	✓	✓	✓
Daylight Harvesting	✓	✓	✓
Schedule Lighting	✓	✓	✓
Energy Reporting & Optimization	✓	✓	✓
Overrides & Automated Demand Response	✓	✓	✓
Environment Data & Lighting Controls API		✓	✓
Building Management & System Integration		✓	✓
Building Optimization Application			✓
Location & Occupancy APIs & Beacons			✓
Future App & API Ready			✓

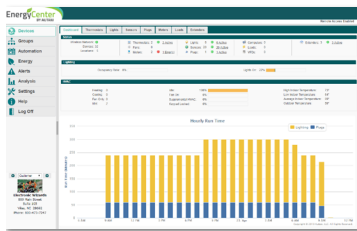
* additional hardware and software required.

Keilton+autani An easy and affordable stand-alone (gateway-free) room-based Bluetooth lighting control solution controllable via mobile app (iOS & Android).



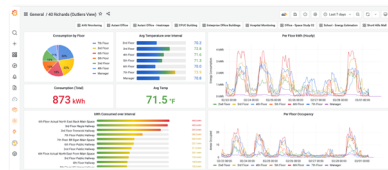
EnergyCenter
BY AUTANI

A networked control solution which offers additional functionality such as advanced scheduling, reporting, metering, and building management integration.



INSIGHTS autani

The most advanced offering, providing valuable data insights into a single building or a portfolio of buildings. This allows for asset tracking, campus-wide wayfinding, 3D facility monitoring and more.



ZLTSxx



- External Line Voltage High Bay Sensor, Side-Mount
- 120-277VAC Input
- PIR + Daylight Harvesting
- 50-ft max mounting height (with HBL3 lens)
- IP40 Rated
- 0-10V DC dimmable
- Bluetooth-enabled
- Replaceable lens options
 - **MBL1:** Mid Bay Lens
 - 360° coverage
 - **8' - 20' mounting height**
 - up to 50' diameter @ 20' height
 - **HBL1:** High Bay Lens
 - 360° coverage
 - **20' - 40' mounting height**
 - up to 64' diameter @ 40' height
 - **HBL3:** High Bay Lens
 - 360° coverage
 - **20' - 50' mounting height**
 - up to 100' diameter @ 50' height

ZLTC



- Wireless 0-10V fixture controller
- Integral Bluetooth module
- 12VDC Input

Room Controllers



Battery Powered

- 3-, 5-, and 8-button configurations
- Bluetooth Enabled
- 1 x CR2032 battery (WP1013, WP1025, WP1018)
- 2 x AAA batteries (WP1018A)
- Approx. 3 year battery life (batteries not included)



Line Voltage

- 3-, 7-button configurations, and Occ/Vac Sensor Switch
- Line voltage powered: 120-277V
- Bluetooth Enabled



Hanging Options Available:




Pendant Mount (PM)

The PBL V2 HD can be pendant mounted.

Surface Mount

The PBL V2 HD is designed to be easily mounted to any sturdy surface. Simply remove the hex head screws holding the driver cover (top picture, in green) to access the bottom of the housing below. The housing can be mounted to the surface from the four holes in each corner of the channel (bottom picture, circled).



Cable Mount (QC, QC20)

The QC hanging kit from ALP comes in 10' or 20'. Cables are pre-looped for easy installation and designed for easy fixture height adjustment. QCs come boxed with each fixture. A mechanically fastened safety cable (SC) is also optional.

Other Options:



Cords are available in single circuit or dual circuit, 6' or 10'. Standard plug is optional, as are other NEMA configurations if specified.

Conformal coating Grants LED boards added protection from moisture and corrosion in more hazardous environments.



Finish In addition to the standard white finish, the PBL V2 HD is also available in matte black (BK) and metallic silver (SL).



Wireguard and shielding

Add an optional wireguard for added stability and protection - ideal for gymnasiums or other areas where the luminaire may be struck. Optional frosted acrylic diffuser lenses minimize glare and improve aesthetics.

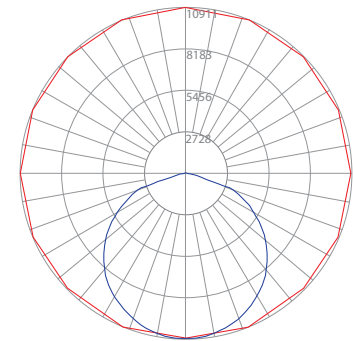


Photometric Data:

PBL V2 4W LW UV 850

Test No.: LLIA001687-021
 Luminaire Lumens: 31,814 lm
 Luminaire Watts: 190.8W
 Efficacy: 166.8 LPW
 Spacing Criterion (0-180): 1.30
 Spacing Criterion (90-270): 1.28

Luminance Data (cd/sq.m)			
Angle In Degrees	Average 0-Deg	Average 45-Deg	Average 90-Deg
45	24445	23991	24121
55	23983	23463	23776
65	22670	22272	22893
75	18908	20452	7936
85	9710	6182	6697



— Vert. Plane
 — Horiz. Cone

Zonal Lumen Summary

Zone	Lumens	%Fixt
0-20	3974.7	12.5
0-30	8492.6	26.7
0-40	14027.1	44.1
0-60	25257.4	79.4
0-80	31453.2	98.9
0-90	31810.9	100.0
90-120	3.6	0.0
90-130	3.6	0.0
90-150	3.6	0.0
90-180	3.6	0.0
0-180	31814.5	100.0

Coefficients Of Utilization - Zonal Cavity Method

Effective Floor Cavity Reflectance 0.20

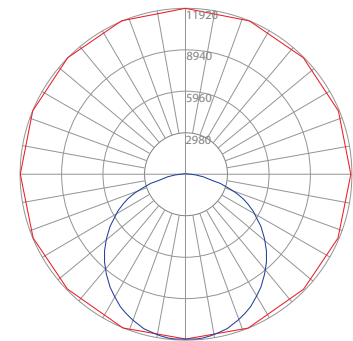
RC	80				70				50				30			
RW	70	50	30	10	70	50	30	10	50	30	10	50	30	10	50	30
0	119	119	119	119	116	116	116	116	111	111	111	106	106	106		
1	109	104	100	96	106	102	98	95	98	95	92	94	91	89		
2	99	91	84	78	96	89	83	77	85	80	76	82	78	74		
3	90	80	71	65	88	78	70	64	75	68	63	72	67	62		
4	82	70	62	55	80	69	61	54	66	59	54	64	58	53		
5	76	63	54	47	74	62	53	47	59	52	46	57	51	46		
6	70	56	47	41	68	55	47	41	54	46	40	52	45	40		
7	65	51	42	36	63	50	42	36	49	41	36	47	40	35		
8	60	46	38	32	59	46	38	32	44	37	32	43	36	32		
9	56	43	34	29	55	42	34	29	41	34	29	40	33	28		
10	53	39	31	26	51	39	31	26	38	31	26	37	30	26		

Tested in accordance with IES standards utilizing absolute photometry per LM-79-08

PBL V2 4W MD UV FR 850

Test No.: LLIA001687-022
 Luminaire Lumens: 33,763 lm
 Luminaire Watts: 222.2W
 Efficacy: 151.9 LPW
 Spacing Criterion (0-180): 1.24
 Spacing Criterion (90-270): 1.28

Luminance Data (cd/sq.m)			
Angle In Degrees	Average 0-Deg	Average 45-Deg	Average 90-Deg
45	23076	24298	25337
55	20162	23041	24717
65	16454	21619	23998
75	12328	20039	17209
85	7707	11715	11153



— Vert. Plane
 — Horiz. Cone

Zonal Lumen Summary

Zone	Lumens	%Fixt
0-20	4354.2	12.9
0-30	9247.3	27.4
0-40	15130.7	44.8
0-60	26578.3	78.7
0-80	33047.8	97.9
0-90	33730.7	99.9
90-120	32.1	0.1
90-130	32.1	0.1
90-150	32.1	0.1
90-180	32.1	0.1
0-180	33762.7	100.0

Coefficients Of Utilization - Zonal Cavity Method

Effective Floor Cavity Reflectance 0.20

RC	80				70				50				30			
RW	70	50	30	10	70	50	30	10	50	30	10	50	30	10	50	30
0	119	119	119	119	116	116	116	116	111	111	111	106	106	106		
1	109	104	100	96	106	102	98	94	97	94	91	93	91	88		
2	99	90	84	78	96	89	82	77	85	80	75	82	77	73		
3	90	79	71	65	87	78	70	64	75	68	63	72	66	62		
4	82	70	61	55	80	69	61	54	66	59	54	64	58	53		
5	76	63	54	47	74	62	53	47	60	52	46	58	51	46		
6	70	57	48	41	68	56	47	41	54	46	41	52	45	40		
7	65	51	42	36	63	50	42	36	49	41	36	47	41	36		
8	60	47	38	32	59	46	38	32	45	37	32	43	37	32		
9	56	43	35	29	55	42	34	29	41	34	29	40	33	29		
10	53	40	32	26	52	39	31	26	38	31	26	37	31	26		

Tested in accordance with IES standards utilizing absolute photometry per LM-79-08

