

Project: _____
 Location: _____
 Cat. #: _____
 Type: _____
 Quantity: _____



EWL S G2 2 | LED Slim Wrap

Features:

- High performance LED technology
- 0-10V dimming drivers standard
- DALI drivers available
- Field replaceable LED boards and drivers
- Can be surface, stem, or cable mounted as individual units or in continuous rows
- Buy American Act compliant *(All base luminaires are BAA compliant. Addition of options may change eligibility. Contact factory for details.)*

Applications:

- Suitable for industrial, retail, and institutional applications
- Warehouse
 - Manufacturing Facility
 - Stock Room
 - Classroom

Ambient Operating Temp:

- -30°C to 40°C

Predicted Lifetime:

- L70 ≥ 171,000 hrs (calculated)
- L80 ≥ 108,000 hrs (calculated)
- L90 ≥ 53,000 hrs (reported)
- 81% lumen maintenance @ 102,000 hrs *(based on LM-80, TM-21 and in-situ laboratory testing)*

Construction:

- Die-formed heavy-gauge cold rolled steel
- Pre-painted with a highly durable, highly reflective white finish
- Frosted Acrylic Lens

Certifications:

- UL 1598 listed for US and Canada, suitable for damp locations



Warranty:

- 5 year limited system warranty - see www.LumenFocus.com for complete warranty terms and conditions
- 10 year warranty option available on specific models *(Not available on all models. Certain conditions apply. Consult factory or sales representative for details.)*



Ordering Guide:

example: EWL S G2 2 MD UV FA 940 QC

Series	Version	Length	Output	Voltage	Shielding	CRI/CCT	Hanging	Controls	Options
EWL S	G2	2			FA				
EWL S Slim Wrap	G2 Gen 2	2 2'	VL Very Low	UV 120-277	FA Frosted Acrylic	930 90 CRI/3000K	Blank None	Blank No Controls	Blank No Options
			LW Low	34 347V		935 90 CRI/3500K	VC V-Chain Hangers	ZSOL Leviton Intellect Solo Programmable PIR/Daylight Harvesting Sensor ⁽¹⁾	EXT10 10-Year Extended Warranty ⁽⁴⁾
			MD Medium			940 90 CRI/4000K	QC 10' Quick Hang Cable Kit	ZOSMD Microwave Daylight/Motion Sensor With Step-Dimming (High/Low/Off) ⁽²⁾	C6 6' Single Circuit Cord
			HI High			950 90 CRI/5000K	QC15 15' Quick Hang Cable Kit	ZSLFC2 Keystone SmartLoop Wireless Bluetooth Mesh Occupancy/Daylight Harvesting Smart Sensor ⁽¹⁾	C65W 6' Single Circuit Cord with Low Voltage Connections
			VH Very High				QC20 20' Quick Hang Cable Kit	ZLDS Leviton Intellect DALI Sensor with Dimming/Occupancy/Daylight Harvesting with Newtork Capabilities ⁽³⁾	C10 10' Single Circuit Cord
							ZL7S Leviton Intellect 0-10V Sensor with Dimming/Occupancy/Daylight Harvesting with Newtork Capabilities ⁽³⁾	C105W 10' Single Circuit Cord with Low Voltage Connections	
							ZLDC Leviton Intellect DALI Fixture Controller with Newtork Capabilities ⁽³⁾	D6 6' Dual Circuit Cord	
							ZL7C Leviton Intellect 0-10V Fixture Controller with Newtork Capabilities ⁽³⁾	D10 10' Dual Circuit Cord	
							ZENLC Enlighted Micro Sensor with Dimming/Occupancy/Daylight Harvesting and Enlighted Connected System ⁽³⁾	P(NEMA) Plug (Specify NEMA configuration)	
							ZENLI Enlighted Micro Sensor with Dimming/Occupancy/Daylight Harvesting and Enlighted IoT System ⁽³⁾	F Fuse	
								EM6 6.5W Emergency Pack ⁽⁵⁾	
								EM10 10W Emergency Pack ⁽⁵⁾	
								EM14 14W Emergency Pack ⁽⁵⁾	
								CC Conformal Coating	
								LVL 0-10V Dimming Leads for Easy Field Access	
								BAA Buy American Act Compliant	

Notes

- ⁽¹⁾ See Page 4 for more details.
- ⁽²⁾ 120-277V only. See Page 4 for more details.
- ⁽³⁾ See Page 5 for more details.
- ⁽⁴⁾ Not available on all models. Certain conditions apply. Consult factory or sales representative for details.
- ⁽⁵⁾ 120-277V / 0°C-55°C ambient. To estimate lumen output in emergency mode, multiply EM wattage by the Lumens per Watt of the luminaire it is installed in.
ex. EWL S G2 2 MD UV FA 940 EM10 → 140.7 LPW x 10W = 1,407 lm

Controls Accessories (order separately)



For Leviton Programmable Sensor
ZLSOR-RA1 IR Programming Remote



For Keystone SmartLoop Controls
KTSL-WS1-B-SG/G2 5-Button Bluetooth Wireless Wall Switch
KTSL-TK1-USB USB Time Keeper



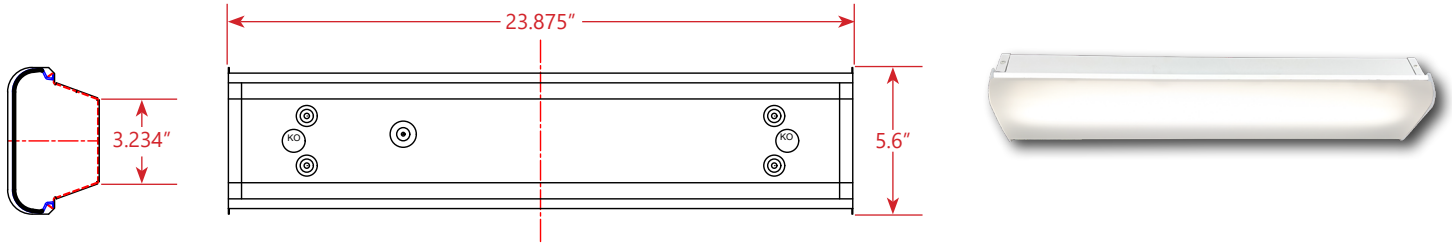
For Leviton Intellect Controls
DRKDN-U1W 1-Button Wireless Wall Controller
DRKDN-U2W 2-Button Wireless Wall Controller
DRKDN-U4W 4-Button Wireless Wall Controller
DRKDN-U8W 8-Button Wireless Wall Controller



For Enlighted Controls
WS-2-00 Enlighted Remote Control Wall Switch (for Enlighted Connected & IoT)



Schematic:



Performance Chart:

Catalog #	Watts	Lumens (930)	LPW (930)	Lumens (935)	LPW (935)	Lumens (940)	LPW (940)	Lumens (950)	LPW (950)
EWL S G2 2 VL UV FA 9xx	11.1	1518.0	136.8	1533.9	138.2	1581.3	142.5	1597.1	143.9
EWL S G2 2 LW UV FA 9xx	15.1	2077.7	137.3	2099.3	138.7	2164.3	143.0	2185.9	144.5
EWL S G2 2 MD UV FA 9xx	22.4	3030.7	135.1	3062.3	136.5	3157.0	140.7	3188.6	142.1
EWL S G2 2 HI UV FA 9xx	28.7	4018.2	139.9	4060.0	141.3	4185.6	145.7	4227.4	147.1
EWL S G2 2 VH UV FA 9xx	35.1	4951.1	140.9	5002.7	142.3	5157.4	146.7	5209.0	148.2

Controls Summary:

Control Code	Type	Capabilities	Communication
ZSOL	Motion (PIR), Daylight Harvesting	High/Low/Off	Wired 0-10V, Programmable via IR remote (sold separately)
ZOSMD	Motion (Microwave), Photosensor	On/Low/Off	Wired 1-10V
ZSLFC2	Motion (PIR), Daylight Harvesting	High/Low/Off, High-End Trim, Grouping, Scheduling, LLLC (Keystone Tech.-SmartLoop)	Wireless Bluetooth Mesh, Programmable via Keystone SmartLoop App for iOS or Android
ZLxS	Motion (PIR), Daylight Harvesting	High/Low/Off, High-End Trim, Grouping, Scheduling, Demand Response*, BMS Integration*, LLLC (GreenMAX DRC)	Wireless Zigbee 2.4 GHz Mesh, Programmable via GreenMAX DRC app. for iOS or Android along with DRKDN-UxW Wall Controller (sold separately)
ZLxC	Controller, No Sensors	High/Low/Off, High-End Trim, Grouping, Scheduling, Demand Response*, BMS Integration*, LLLC (GreenMAX DRC)	Wireless Zigbee 2.4 GHz Mesh, Programmable via GreenMAX DRC app. for iOS or Android along with DRKDN-UxW Wall Controller (sold separately)
ZENLC	Motion (PIR), Daylight Harvesting	High/Low/Off, High-End Trim, Grouping, Scheduling*, Energy Monitoring*, BMS Integration*, Upgradable to IoT (ZENLI), LLLC (Enlighted IoT)*	Wireless Bluetooth Low Energy Mesh, Programmable via Enlighted IoT Software
ZENLI	Motion (PIR), Daylight Harvesting	High/Low/Off, High-End Trim, Grouping, Scheduling*, Energy Monitoring*, BMS Integration*, LLLC (Enlighted IoT)*, Space - Building Utilization*, Where - Real Time Location Services*	Wireless Bluetooth Low Energy Mesh, Programmable via Enlighted IoT Software

LLLC = Luminaire Level Lighting Control
 * Additional equipment required. Contact LumenFocus representative for details



The EWL features field replaceable boards and drivers. This allows you to upgrade to more efficient technology in the future. Or, in the rare event of a failure, you can rapidly replace defective components. Re-boardABILITY helps to ensure you won't get stuck with an obsolete light fixture. [Learn more about Re-boardABILITY here.](#)



Keystone SmartLoop Wireless Control System

The SmartLoop wireless lighting control system by Keystone is a Bluetooth mesh lighting control system that allows you to set up and manage your lighting ecosystem quickly and easily. It's powerful enough to run a space with multiple lighting zones, but simple enough to program in minutes with your smart-phone – perfect for warehouses, offices, schools, and auditoriums, whether new construction or retrofit.

- Wireless Bluetooth 2.4 GHz mesh network
- Supports up to 100 devices on a single region, with unlimited regions
- Independent per-fixture control: Occupancy, Daylight Harvesting, Task Tuning, Grouping, Scene Setting, Scheduling
- Commissioned via SmartLoop mobile app for iPhone and Android



ZSLFC2



- Low voltage individual fixture controller for SmartLoop system
- Integrated daylight and PIR motion sensors
- **Up to 16' mounting height.** 16' radius at 16' height.
- Works with 0-10V dim-to-off drivers with 12V aux. power

SmartLoop Accessories

- Bluetooth Wireless Wall Switch: **KTSL-WS1-B-SG/G2**
 - Battery Powered: 2x CR2032
 - 5 Button: Power Toggle, Dimming, Automatic Sensor/Preset Level Operation, Scene Activation
- USB Time Keeper: **KTSL-TK1-USB**
 - Relays time to system components after a power loss
 - Powered by standard USB charging port
 - Internal CR1220 battery backup



Microwave Occupancy Sensor (ZOSMD)

The Leviton OSM3D-DDW (or equivalent) detects motion through low density materials using high frequency electromagnetic waves. This means it can sit discretely behind the EWL's frosted lens. The ZOSMD features automatic switching based on motion and ambient light level. ZOSMD option adds step-dimming functionality - standby dimming level 10% / 20% / 30% / 50%.

Max mounting height for ZOSMD is 40 feet.



Leviton Intellect Solo Dimming Sensor (ZSOL)

The EWL can be equipped with an integrated Leviton Intellect Solo Sensor ("ZSOL" option). This is a 0-10V dimming Passive Infrared (PIR) occupancy and daylight harvesting sensor.

Other features:

- Partial-on
- Partial-off
- **8' to 10' mounting height**
- IP20 rated
- Detection angle: 120 degrees
- IR remote available for programming sensor from the floor (sold separately)
- Can be used to comply with IECC, ASHRAE 90.1 and 2019 Title 24, Part 6 dimming, occupancy/vacancy sensing and daylight harvesting requirements.



GreenMAX DRC Wireless Networked Control System with Leviton Intellect Sensors & Controllers

The GreenMAX DRC Wireless Keypad Room Controllers are used as the brain of the system, managing the fixture integrated Leviton Intellect sensors & controllers. Wirelessly commission, configure, control, monitor and provision the GreenMAX DRC system using the GreenMAX DRC App and an Android or iOS smart device.

- Occupancy/Vacancy Sensing
- Multi-Level Lighting, Partial-On, Partial-Off
- Daylight Harvesting
- Task Tuning
- Scheduling
- Grouping
- Demand Response
- BMS Integration
- ZigBee 2.4 GHz Wireless Mesh Network
- Up to 75' between devices

* DRKDN-UxW room controller required for full functionality and programming of Intellect sensors & controllers



- PIR Occupancy Sensor
- Daylight Sensor
- 0-10V or DALI
- Up to 20' mounting height



- Wireless fixture controller, no sensor
- 0-10V or DALI



- 1-, 2-, 4-, and 8-button configurations
- Line voltage powered: 120-277V
- Max capacity: 60 devices
- Programmable: On/Off/Raise/Lower/ Toggle/Scene
- Use any Android or iOS device for configuration using the GreenMAX DRC App

Enlighted: All-in-one sensors, upgradeable systems

Enlighted's SMART Micro Sensor is an all-in-one unit: task tuning, high-end trimming, daylight harvesting, and occupancy/vacancy detection. **Max installation height is 15 feet.**

Enlighted Connected ("ZENLC") offers many features, including motion and switch groups, daylight harvesting, energy reporting, and more. The Enlighted IoT ("ZENLI") option allows the full implementation of Enlighted's services. Enlighted Connected can be fully upgraded to the next tier in the future. So if you start with ZENLC but want to add the functionality of the ZENLI option, you can.

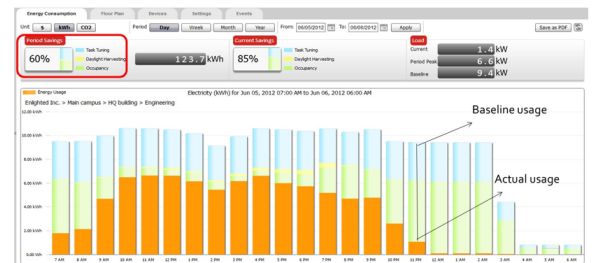


Enlighted Capabilities*	Enlighted Connected (ZENLC)	Enlighted IoT (ZENLI)
Motion and Switch Groups	✓	✓
Daylight Harvesting	✓	✓
Schedule Lighting	✓	✓
Energy Reporting & Optimization	✓	✓
Environment Data & Lighting Controls API	✓	✓
Building Management System Integration	✓	✓
Where & Space Applications		✓
Location & Occupancy APIs & Beacons		✓
Future App & API Ready		✓

Real-time data analytics

Enlighted's control units compile data in real-time, which can be viewed via the Energy Manager. The Energy Manager is part of the Enlighted Connected and Enlighted IoT configurations.

- Real-time measurements and verification of energy savings
- Space analytics - data can be compiled into motion trails and heat maps
- Analyze traffic density and congestion in a space



© 2024 Enlighted for all Enlighted content and images.

© 2024 Leviton Manufacturing Co. Inc. for all Leviton content and images.



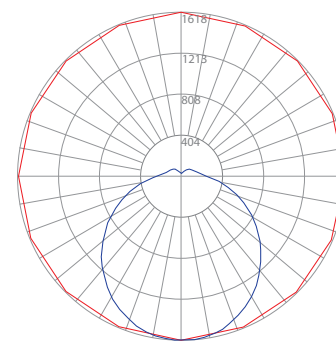
Photometric Data:

EWL S G2 2 VH UV FA 940

Test No.: LLIA002568-003A(s)
 Luminaire Lumens: 5,157 lm
 Luminaire Watts: 35.1W
 Efficacy: 146.7 LPW
 Spacing Criterion (0-180): 1.18
 Spacing Criterion (90-270): 1.28

Luminance Data (cd/sq.m)

Angle In Degrees	Average 0-Deg	Average 45-Deg	Average 90-Deg
45	15238	14630	15454
55	13360	13025	14356
65	11238	11326	13211
75	8447	9481	12013
85	3677	7684	11111



— Vert. Plane
 — Horiz. Cone

Zonal Lumen Summary

Zone	Lumens	%Fixt
0-20	594.08	11.5
0-30	1251.61	24.3
0-40	2030.47	39.4
0-60	3544.05	68.7
0-80	4502.80	87.3
0-90	4713.66	91.4
90-120	286.11	5.5
90-130	344.88	6.7
90-150	417.24	8.1
90-180	443.41	8.6
110-180	231.64	4.5
0-180	5157.06	100.0

Coefficients Of Utilization - Zonal Cavity Method
 Effective Floor Cavity Reflectance 0.20

RC	80				70				50				30			
	70	50	30	10	70	50	30	10	50	30	10	50	30	10		
0	117	117	117	117	113	113	113	113	106	106	106	100	100	100		
1	106	101	96	92	102	97	93	89	92	88	85	86	83	81		
2	96	87	80	74	92	85	78	73	80	74	70	75	71	67		
3	87	76	68	61	84	74	66	60	70	63	58	66	61	56		
4	80	68	59	52	77	66	57	51	62	55	49	59	53	48		
5	73	60	51	45	71	59	50	44	56	48	43	53	46	41		
6	68	54	45	39	65	53	44	38	50	43	37	48	41	36		
7	63	49	40	34	61	48	40	34	46	38	33	43	37	32		
8	58	45	36	31	56	44	36	30	42	35	29	40	33	29		
9	55	41	33	27	53	40	32	27	38	31	27	37	30	26		
10	51	38	30	25	49	37	30	25	36	29	24	34	28	24		

Tested in accordance with IES standards utilizing absolute photometry per LM-79-08

