

Note: This product has been discontinued and replaced with the FPB v2 Select.



Project: _____
 Location: _____
 Cat. #: _____
 Type: _____
 Quantity: _____

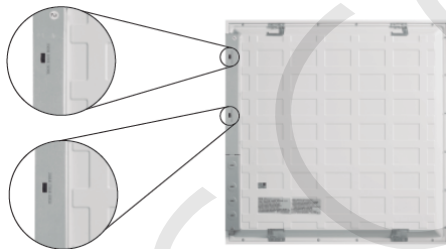
LED

FPB Select | LED Selectable Backlit Flat Panel

Features:

- High performance LED technology
- Field selectable color temperature: 3500K /4000K /5000K
- Field selectable output: choose from three wattage outputs
- 0-10V dimming standard (10%-100%)
- State-of-the-art backlit LED technology
- Available in 2x2, 2x4, and 1x4 configurations
- Uniform illumination with no visible LED pixilation
- Recessed in grid ceilings with integral clips for secure attachment. Surface mount and suspension cable mount kits available

CCT Selectable



Wattage Selectable

Predicted L70 Lifetime:

- >60,000 hrs (reported)
- 89% lumen maintenance @ 60,000 hrs (based on LM-80, TM-21 and in-situ laboratory testing)

Applications:

Suitable for most commercial and institutional applications

- Office
- Retail
- Classrooms
- Healthcare Facilities

Construction:

- Aluminum frame in white finish
- Steel die-formed back enclosure
- PMMA lensing over LEDs - will not discolor over time

Certifications:

- cULus listed for US and Canada, suitable for damp locations
- IC-rated for insulated ceilings
- RoHS, FCC



Ambient Operating Temp:

- -20°C to 35°C

Warranty:

- 5 year limited system warranty - see www.LumenFocus.com for complete warranty terms and conditions



Ordering Guide:

example: FPB 24 SEL UV FR 8SEL

| Series | Size | Output | Voltage | Shielding | CRI/CCT | Options |
|------------|----------------------|--|----------------------|-----------------------------------|---|---|
| FPB | | SEL | UV | FR | 8SEL | |
| FPB | 22 2' x 2' | SEL Selectable Output: Select from 3 Wattage Outputs | UV 120-277 | FR Frosted Acrylic Lens | 8SEL 80 CRI / Select from 3 CCTs: 3500K/4000K/5000K | Blank No Options EM8 8W Emergency Pack ⁽¹⁾ |
| | 24 2' x 4' | | | | | |
| | 14 1' x 4' | | | | | |

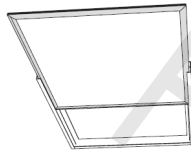
Notes

⁽¹⁾ Not available in 1x4. 1200 lumen EM pack.

Mounting Accessories (order separately)

Surface Mount Kits

- SMK14 Surface Mount Kit for 1x4, white finish
- SMK22 Surface Mount Kit for 2x2, white finish
- SMK24 Surface Mount Kit for 2x4, white finish

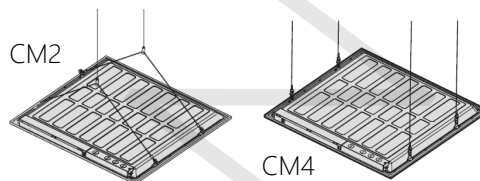


Frame-In Kits

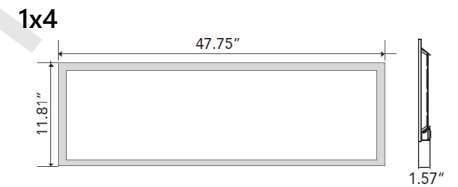
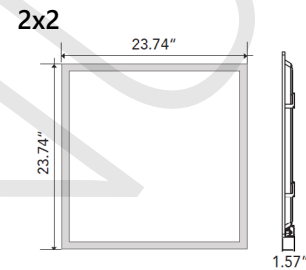
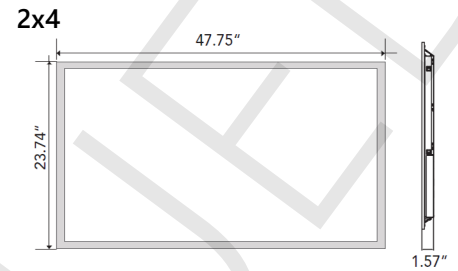
- FIK14 Frame-In Kit for 1x4
- FIK22 Frame-In Kit for 2x2
- FIK24 Frame-In Kit for 2x4

Suspension Cable Mount Kits

- CM2 2-Cable Kit
- CM4 4-Cable Kit



Schematic:



Performance Chart:

| Catalog # | Watts | Lumens (835) | LPW (835) | Lumens (840) | LPW (840) | Lumens (850) | LPW (850) |
|-----------------------|-------|--------------|-----------|--------------|-----------|--------------|-----------|
| FPB 22 SEL UV FR 8SEL | 20 | 2500 | 125 | 2550 | 127.5 | 2550 | 127.5 |
| | 30 | 3750 | 125 | 3825 | 127.5 | 3825 | 127.5 |
| | 36 | 4500 | 125 | 4590 | 127.5 | 4590 | 127.5 |
| FPB 24 SEL UV FR 8SEL | 30 | 3750 | 125 | 3825 | 127.5 | 3825 | 127.5 |
| | 40 | 5000 | 125 | 5100 | 127.5 | 5100 | 127.5 |
| | 50 | 6250 | 125 | 6350 | 127.0 | 6350 | 127.0 |
| FPB 14 SEL UV FR 8SEL | 20 | 2500 | 125 | 2550 | 127.5 | 2550 | 127.5 |
| | 30 | 3750 | 125 | 3825 | 127.5 | 3825 | 127.5 |
| | 40 | 5000 | 125 | 5100 | 127.5 | 5100 | 127.5 |

Photometric Data:
Relative Luminous Intensity

