



Project: _____
 Location: _____
 Cat. #: _____
 Type: _____
 Quantity: _____



ETL G2 14 | LED Lensed Troffer

Features:

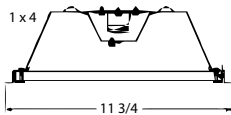
- High performance LED technology
- 90+ CRI standard
- 0-10V dimming drivers standard
- Field replaceable LED boards and drivers
- Multiple shielding options optimized to balance efficiency and aesthetics
- Available in multiple lumen output packages for maximum flexibility
- Buy American Act compliant *(All base luminaires are BAA compliant. Addition of options may change eligibility. Contact factory for details.)*

Applications:

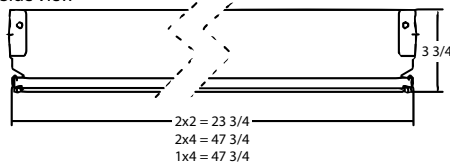
- Suitable for most commercial and institutional applications
- Office
 - Retail
 - Classrooms
 - Healthcare Facilities

Schematic:

Cross Section



Side View



Construction:

- Die-formed heavy-gauge cold rolled steel
- LED tray is precision brake formed from aluminum
- White enamel finish

Certifications:

- UL 1598 listed for US and Canada, suitable for damp locations



Predicted Lifetime:

- L70 ≥ 131,000 hrs (calculated)
 - L90 ≥ 40,000 hrs (reported)
- (based on LM-80, TM-21 and in-situ laboratory testing)

Warranty:

- 5 year limited system warranty
- See www.LumenFocus.com for complete warranty terms and conditions
- 10 year warranty option available on specific models *(Not available on all models. Certain conditions apply. Consult factory or sales representative for details.)*



Ordering Guide:


example: ETL G2 14 LW UV A12 940 W6

Series	Size	Output	Voltage	Shielding	CRI/CCT	Controls	Options
ETL G2	14						
ETL G2 ETL Gen2	14 1' x 4'	SL Super Low VL Very Low LW Low MD Medium HI High	UV 120-277 34 347V	A12 Pattern 12 Prismatic Acrylic Lens A23F Frosted High Efficiency Pattern 23 Acrylic Lens	930 90 CRI/3000K 935 90 CRI/3500K 940 90 CRI/4000K 950 90 CRI/5000K	Blank No Controls ZOSMD 0-10V Dimming Microwave Occupancy Sensor ⁽¹⁾ ZLDC Leviton Intellect DALI Fixture Controller with Newtork Capabilities ⁽²⁾ ZL7C Leviton Intellect 0-10V Fixture Controller with Newtork Capabilities ⁽²⁾	Blank No Options EXT10 10-Year Extended Warranty ⁽³⁾ W6 6' Whip EM6 6.5W Emergency Pack ⁽⁴⁾ EM10 10W Emergency Pack ⁽⁴⁾ EM14 14W Emergency Pack ⁽⁴⁾ F Fuse GC Grid Clip RLY Relay SC Safety Cable LVL 0-10V Dimming Leads for Easy Field Access BAA Buy American Act Compliant

Notes

- ⁽¹⁾ 120-277V only. See page 3 for more details.
- ⁽²⁾ See page 3 for more details.
- ⁽³⁾ Not available on all models. Certain conditions apply. Consult factory or sales representative for details.
- ⁽⁴⁾ 120-277V / 0°C-55°C ambient. To estimate lumen output in emergency mode, multiply EM wattage by the Lumens per Watt of the luminaire it is installed in.
ex. ETL G2 14 MD UV A12 940 EM10 → 133.0 LPW x 10W = 1,330 lm

Controls Accessories (order separately)

	For Leviton Intellect Controls	
	DRKDN-U1W	1-Button Wireless Wall Controller
	DRKDN-U2W	2-Button Wireless Wall Controller
	DRKDN-U4W	4-Button Wireless Wall Controller
	DRKDN-U8W	8-Button Wireless Wall Controller

Performance Chart:

Catalog #	Watts	Lumens (930)	LPW (930)	Lumens (935)	LPW (935)	Lumens (940)	LPW (940)	Lumens (950)	LPW (950)
ETL G2 14 SL UV A12 9xx	16.3	2008.5	123.5	2017.0	124.0	2064.9	126.9	2064.9	126.9
ETL G2 14 VL UV A12 9xx	23.6	2976.3	126.0	2988.8	126.5	3059.8	129.5	3059.8	129.5
ETL G2 14 LW UV A12 9xx	30.4	3975.0	131.0	3991.8	131.5	4086.6	134.6	4086.6	134.6
ETL G2 14 MD UV A12 9xx	38.2	4945.6	129.4	4966.4	129.9	5084.4	133.0	5084.4	133.0
ETL G2 14 HI UV A12 9xx	46.6	5924.4	127.1	5949.4	127.6	6090.7	130.6	6090.7	130.6



Controls Summary:

Control Code	Type	Capabilities	Communication
ZOSMD	Motion (Microwave), Photosensor	On/Low/Off	Wired 1-10V
ZLxC	Controller, No Sensors	High-End Trim, Grouping, Scheduling, Demand Response*, BMS Integration*, LLLC (GreenMAX DRC)	Wireless Zigbee 2.4 GHz Mesh, Programmable via GreenMAX DRC app. for iOS or Android along with DRKDN-UxW Wall Controller (sold separately)

LLLC = Luminaire Level Lighting Control

* Additional equipment required. Contact LumenFocus representative for details

GreenMAX DRC Wireless Networked Control System with Leviton Intellect Sensors & Controllers

The GreenMAX DRC Wireless Keypad Room Controllers are used as the brain of the system, managing the fixture integrated Leviton Intellect sensors & controllers. Wirelessly commission, configure, control, monitor and provision the GreenMAX DRC system using the GreenMAX DRC App and an Android or iOS smart device.



- Wireless fixture controller, no sensor
- 0-10V or DALI
- Task Tuning
- Scheduling
- Grouping
- Demand Response
- BMS Integration
- ZigBee 2.4 GHz Wireless Mesh Network
- Up to 75' between devices

* DRKDN-UxW room controller required for full functionality and programming of Intellect controllers



© 2023 Leviton Manufacturing Co. Inc. for all Leviton content and images.

DRKDN-UxW Room Controllers



- 1-, 2-, 4-, and 8-button configurations
- Line voltage powered: 120-277V
- Max capacity: 60 devices
- Programmable: On/Off/Raise/Lower/ Toggle/Scene
- Use any Android or iOS device for configuration using the GreenMAX DRC App

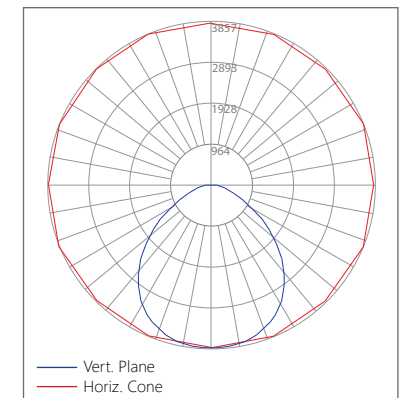
ZOSMD option: Leviton 0-10V High Frequency Microwave Sensor

The ETL G2 can be equipped with an integrated Leviton 0-10V dimming high frequency microwave sensor ("ZOSMD" option). The ZOSMD detects motion through low density materials allowing it to be installed out of site, under the lens. The high frequency waves offer less interference and false tripping than traditional sensing technology for reliable occupancy applications. The integrated daylighting sensor detects natural light and turns lights ON or keeps lights OFF in response to available natural light or the daylight set point when motion is detected.



- Automatic switching or dimming based on motion
- Ambient light override
- Designed to detect movement behind low-density fixture materials or behind objects made of plastic or glass
- Up to 40' mounting height
- Detection Zone: 52' diameter x 49' Height Max
- Standby Dimming Level: 10% / 20% / 30% / 50%
- IP20 rated
- 120-277V

Photometric Data: Relative Luminous Intensity



LUMENFOCUS Re-boardABILITY

The ETL G2 features field replaceable boards and drivers. This allows you to upgrade to more efficient technology in the future. Or, in the rare event of a failure, you can rapidly replace defective components. Re-boardABILITY helps to ensure you won't get stuck with an obsolete light fixture. [Learn more about Re-boardABILITY here.](#)

The ETL G2 features field replaceable boards and drivers. This allows you to upgrade to more efficient technology in the future. Or, in the rare event of a failure, you can rapidly replace defective components. Re-boardABILITY helps to ensure you won't get stuck with an obsolete light fixture. [Learn more about Re-boardABILITY here.](#)

