

Project: \_\_\_\_\_  
 Location: \_\_\_\_\_  
 Cat. #: \_\_\_\_\_  
 Type: \_\_\_\_\_  
 Quantity: \_\_\_\_\_



## ECL N G2 6 | LED Narrow Strip

### Features:

- High performance LED technology
- 0-10V dimming drivers standard
- DALI drivers available
- Field replaceable LED boards and drivers
- Frosted diffuser helps minimize glare and improve aesthetics
- A wide variety of lumen packages and lengths allows for flexibility in design and helps maximize energy savings
- Advanced controls available
- Buy American Act compliant *(All base luminaires are BAA compliant. Addition of options may change eligibility. Contact factory for details.)*

### Applications:

Suitable for most commercial and institutional applications

- Office
- Retail
- Covers
- Valences

### Ambient Operating Temp.:

- -30°C to 40°C

### Predicted Lifetime:

- L70: ≥ 129,000 hrs (calculated)
- L80: ≥ 81,000 hrs (calculated)
- L90: ≥ 39,000 hrs (reported)
- 85% lumen maintenance @ 60,000 hrs *(based on LM80 and insitu laboratory testing)*

### Construction:

- Precision brake formed from cold rolled steel with a highly durable matte white finish. Optional matte black and metallic silver options constructed of brake formed aluminum

### Certifications:

- UL 1598 listed for US and Canada, suitable for damp locations



### Warranty:

- 5 year limited system warranty - see [www.LumenFocus.com](http://www.LumenFocus.com) for complete warranty terms and conditions
- 10 year warranty option available on specific models *(Not available on all models. Certain conditions apply. Consult factory or sales representative for details.)*



Ordering Guide:

example: ECL N G2 6 MD UV FR 840 QC BK

| Series                   | Version     | Length   | Output            | Voltage       | Shielding                       | CRI/CCT             | Hanging  | Controls  | Options   | Finish                |
|--------------------------|-------------|----------|-------------------|---------------|---------------------------------|---------------------|--|---|---|-----------------------|
| ECL N                    | G2          | 6        |                   |               |                                 |                     |  |   |   |                       |
| ECL N<br>Narrow<br>Strip | G2<br>Gen 2 | 6<br>72" | LW<br>Low         | UV<br>120-277 | Blank<br>No Lenses              | 930<br>90 CRI/3000K | Blank<br>None  | Blank<br>No Controls  | Blank<br>No Options   | Blank<br>White        |
|                          |             |          | ML<br>Medium Low  | 34<br>347V    | FR<br>Frosted Acrylic Diffusers | 935<br>90 CRI/3500K | QC<br>10' Quick Hang Cable Kit   | ZSOL<br>Leviton Intellect Solo Programmable PIR/Daylight Harvesting Sensor <sup>(1)</sup>   | EXT10<br>10-Year Extended Warranty <sup>(5)</sup>             | BK<br>Matte Black     |
|                          |             |          | MD<br>Medium      |               |                                 | 940<br>90 CRI/4000K | SH<br>Slide Hanger   | ZLD1<br>Leviton Bluetooth-enabled Programmable Dimming/Occupancy/Daylight Harvesting Sensor with Grouping (120-277V) <sup>(1)</sup>             | C6<br>6' Single Circuit Cord                                  | SL<br>Metallic Silver |
|                          |             |          | MH<br>Medium High |               |                                 | 950<br>90 CRI/5000K |  | ZLDU<br>Leviton Bluetooth-enabled Programmable Dimming/Occupancy/Daylight Harvesting Sensor with Grouping, Scheduling (120-480V) <sup>(1)</sup> | C65W<br>6' Single Circuit Cord with Low Voltage Connections   |                       |
|                          |             |          | HI<br>High        |               |                                 |                     |  | ZLDU<br>Leviton Bluetooth-enabled Programmable Dimming/Occupancy/Daylight Harvesting Sensor with Grouping, Scheduling (120-480V) <sup>(1)</sup> | C10<br>10' Single Circuit Cord                                |                       |
|                          |             |          | VH<br>Very High   |               |                                 |                     |  | Z211L_<br>Wattstopper FSP Programmable Photo/Motion Multi-Voltage Sensor (high/low/off) <sup>(2)</sup>  | C105W<br>10' Single Circuit Cord with Low Voltage Connections |                       |
|                          |             |          | SH<br>Super High  |               |                                 |                     | Z311L_<br>Wattstopper FSP Bluetooth-enabled Programmable Photo/Motion Multi-Voltage Sensor (high/low/off) <sup>(2)</sup>   | D6<br>6' Dual Circuit Cord  |   |                       |
|                          |             |          |                   |               |                                 |                     | ZOSMD<br>Microwave Daylight/Motion Sensor With Step-Dimming (High/Low/Off) <sup>(3)</sup>                                  | D10<br>10' Dual Circuit Cord  |   |                       |
|                          |             |          |                   |               |                                 |                     | ZSLFC2<br>Keystone SmartLoop Wireless Bluetooth Mesh Occupancy/Daylight Harvesting Smart Sensor <sup>(1)</sup>             | P(NEMA)<br>Plug (Specify NEMA configuration)  |   |                       |
|                          |             |          |                   |               |                                 |                     | ZLDS<br>Leviton Intellect DALI Sensor with Dimming/Occupancy/Daylight Harvesting with Newtork Capabilities <sup>(4)</sup>  | CC<br>Conformal Coating   |   |                       |
|                          |             |          |                   |               |                                 |                     | ZL7S<br>Leviton Intellect 0-10V Sensor with Dimming/Occupancy/Daylight Harvesting with Newtork Capabilities <sup>(4)</sup> | LVL<br>0-10V Dimming Leads for Easy Field Access  |   |                       |
|                          |             |          |                   |               |                                 |                     | ZLDC<br>Leviton Intellect DALI Fixture Controller with Newtork Capabilities <sup>(4)</sup>                                 | EM6<br>6.5W Emergency Pack <sup>(6)</sup>   |   |                       |
|                          |             |          |                   |               |                                 |                     | ZL7C<br>Leviton Intellect 0-10V Fixture Controller with Newtork Capabilities <sup>(4)</sup>                                | EM10<br>10W Emergency Pack <sup>(6)</sup>   |   |                       |
|                          |             |          |                   |               |                                 |                     | ZENLC<br>Enlighted Micro Sensor with Dimming/Occupancy/Daylight Harvesting and Enlighted Connected System <sup>(4)</sup>   | EM14<br>14W Emergency Pack <sup>(6)</sup>   |   |                       |
|                          |             |          |                   |               |                                 |                     | ZENLI<br>Enlighted Micro Sensor with Dimming/Occupancy/Daylight Harvesting and Enlighted IoT System <sup>(4)</sup>         | QWH(_)<br>Quick Wire Harness <sup>(7)</sup>   |   |                       |
|                          |             |          |                   |               |                                 |                     |  | AC<br>Aligner Clips for Continuous Row Mounting   |   |                       |
|                          |             |          |                   |               |                                 |                     |  | BAA<br>Buy American Act Compliant   |   |                       |

Notes

- <sup>(1)</sup> See Page 4 for more details.
- <sup>(2)</sup> " \_ " = lens type. See Page 4 for more details.
- <sup>(3)</sup> 120-277V Only. See Page 5 for more details.
- <sup>(4)</sup> See Page 5 for more details.
- <sup>(5)</sup> Not available on all models. Certain conditions apply. Consult factory or sales representative for details.
- <sup>(6)</sup> 120-277V / 0°C-55°C ambient. To estimate lumen output in emergency mode, multiply EM wattage by the Lumens per Watt of the luminaire it is installed in. ex. ECL N G2 6 MD UV FR 940 EM10 → 142.2 LPW x 10W = 1,422 lm
- <sup>(7)</sup> " \_ " for 2-circuit wiring, specify circuit A or B here.

Controls Accessories (order separately)



**For Leviton Programmable Sensor**  
ZLS0R-RA1 IR Programming Remote



**For WattStopper Controls**  
FSIR-100 Wireless IR Programming Tool (For Z211Lx)



**For Keystone SmartLoop Controls**  
KTSL-WS1-B-SG/G2 5-Button Bluetooth Wireless Wall Switch  
KTSL-TK1-USB USB Time Keeper



**For Leviton Intellect Controls**  
DRKDN-U1W 1-Button Wireless Wall Controller  
DRKDN-U2W 2-Button Wireless Wall Controller  
DRKDN-U4W 4-Button Wireless Wall Controller  
DRKDN-U8W 8-Button Wireless Wall Controller



**For Enlighted Controls**  
WS-2-00 Enlighted Remote Control Wall Switch (for Enlighted Connected & IoT)

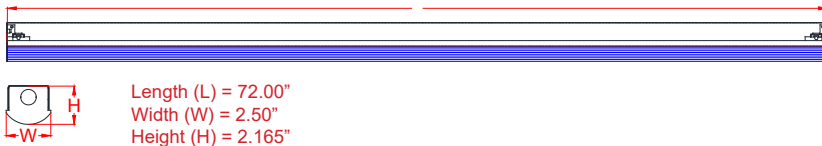


Performance Chart:

| Catalog #               | Watts | Lumens (930) | LPW (930) | Lumens (935) | LPW (935) | Lumens (940) | LPW (940) | Lumens (950) | LPW (950) |
|-------------------------|-------|--------------|-----------|--------------|-----------|--------------|-----------|--------------|-----------|
| ECL N G2 6 LW UV FR 9xx | 21.9  | 3138.0       | 143.4     | 3151.2       | 144.0     | 3226.1       | 147.4     | 3226.1       | 147.4     |
| ECL N G2 6 ML UV FR 9xx | 32.4  | 4664.0       | 144.1     | 4683.7       | 144.8     | 4794.9       | 148.2     | 4794.9       | 148.2     |
| ECL N G2 6 MD UV FR 9xx | 43.9  | 6070.2       | 138.3     | 6095.8       | 138.9     | 6240.6       | 142.2     | 6240.6       | 142.2     |
| ECL N G2 6 MH UV FR 9xx | 51.6  | 7571.0       | 146.8     | 7602.9       | 147.4     | 7783.4       | 150.9     | 7783.4       | 150.9     |
| ECL N G2 6 HI UV FR 9xx | 62.2  | 8965.2       | 144.1     | 9003.0       | 144.7     | 9216.8       | 148.1     | 9216.8       | 148.1     |
| ECL N G2 6 VH UV FR 9xx | 83.6  | 12112.3      | 144.8     | 12163.4      | 145.4     | 12452.2      | 148.9     | 12452.2      | 148.9     |
| ECL N G2 6 SH UV FR 9xx | 106.0 | 14861.2      | 140.2     | 14923.9      | 140.8     | 15278.3      | 144.1     | 15278.3      | 144.1     |

Scaling Factor:  
No lens: 1.05

Schematic:



Controls Summary:

| Control Code | Type                              | Capabilities   | Communication  |
|--------------|-----------------------------------|--|--|
| ZSOL         | Motion (PIR), Daylight Harvesting | High/Low/Off   | Wired 0-10V, Programmable via IR remote (sold separately)  |
| ZLD1         | Motion (PIR), Daylight Harvesting | High/Low/Off, High-End Trim, Grouping  | Wired 0-10V, Programmable via Bluetooth App (iOS, Android)   |
| ZLDU         | Motion (PIR), Daylight Harvesting | High/Low/Off, High-End Trim, Grouping, Scheduling  | Wired 0-10V, Programmable via Bluetooth App (iOS, Android)   |
| Z211Lx       | Motion (PIR), Photosensor         | High/Low/Off, High-End Trim  | Wired 0-10V, Programmable via IR remote (sold separately)  |
| Z311Lx       | Motion (PIR), Daylight Harvesting | High/Low/Off, High-End Trim  | Wired 0-10V, Programmable via Bluetooth App (iOS, Android)   |
| ZOSMD        | Motion (Microwave), Photosensor   | On/Low/Off   | Wired 1-10V  |
| ZSLFC2       | Motion (PIR), Daylight Harvesting | High/Low/Off, High-End Trim, Grouping, Scheduling, LLLC (Keystone Tech.-SmartLoop)   | Wireless Bluetooth Mesh, Programmable via Keystone SmartLoop App for iOS or Android  |
| ZLxS         | Motion (PIR), Daylight Harvesting | High/Low/Off, High-End Trim, Grouping, Scheduling, Demand Response*, BMS Integration*, LLLC (GreenMAX DRC)   | Wireless Zigbee 2.4 GHz Mesh, Programmable via GreenMAX DRC app. for iOS or Android along with DRKDN-UxW Wall Controller (sold separately) |
| ZLxC         | Controller, No Sensors            | High/Low/Off, High-End Trim, Grouping, Scheduling, Demand Response*, BMS Integration*, LLLC (GreenMAX DRC)   | Wireless Zigbee 2.4 GHz Mesh, Programmable via GreenMAX DRC app. for iOS or Android along with DRKDN-UxW Wall Controller (sold separately) |
| ZENLC        | Motion (PIR), Daylight Harvesting | High/Low/Off, High-End Trim, Grouping, Scheduling*, Energy Monitoring*, BMS Integration*, Upgradable to IoT (ZENLI), LLLC (Enlighted IoT)  | Wireless Bluetooth Low Energy Mesh, Programmable via Enlighted IoT Software  |
| ZENLI        | Motion (PIR), Daylight Harvesting | High/Low/Off, High-End Trim, Grouping, Scheduling*, Energy Monitoring*, BMS Integration*, LLLC (Enlighted IoT)*, Space - Building Utilization*, Where - Real Time Location Services* | Wireless Bluetooth Low Energy Mesh, Programmable via Enlighted IoT Software  |

LLLC = Luminaire Level Lighting Control  
\* Additional equipment required. Contact LumenFocus representative for details



## Dimming Sensors (Z211/Z311)

- The Wattstopper FSP sensor provides multi-level control based on motion and/or daylight contribution
- Comes pre-installed on the fixture
- Rated for cold locations
- Parameters for Bluetooth-enabled Z311 adjustable via phone app - iOS or Android
- Parameters for Z211 adjustable via wireless configuration tool (FSIR-100 - sold separately)
- Available with black lens for black finishes (pictured below)
- Two lenses available, tailored for the ideal detection area and mounting height:
  - L2: 360° lens, maximum coverage 48', diameter from 8' height
  - L3: 360° lens, maximum coverage 40', diameter from 20' height



Z211 sensor with lens in black



FSIR-100



Phone app interface for Z311 sensor

## Keystone SmartLoop Wireless Control System

The SmartLoop wireless lighting control system by Keystone is a Bluetooth mesh lighting control system that allows you to set up and manage your lighting ecosystem quickly and easily. It's powerful enough to run a space with multiple lighting zones, but simple enough to program in minutes with your smartphone – perfect for warehouses, offices, schools, and auditoriums, whether new construction or retrofit.

- Wireless Bluetooth 2.4 GHz mesh network
- Supports up to 100 devices on a single region, with unlimited regions
- Independent per-fixture control: Occupancy, Daylight Harvesting, Task Tuning, Grouping, Scene Setting, Scheduling
- Commissioned via SmartLoop mobile app for iPhone and Android



### ZSLFC2



- Low voltage individual fixture controller for SmartLoop system
- Integrated daylight and PIR motion sensors
- **Up to 16' mounting height.** 16' radius at 16' height.
- Works with 0-10V dim-to-off drivers with 12V aux. power

## SmartLoop Accessories

- Bluetooth Wireless Wall Switch: **KTSL-WS1-B-SG/G2**
  - Battery Powered: 2x CR2032
  - 5 Button: Power Toggle, Dimming, Automatic Sensor/Preset Level Operation, Scene Activation
- USB Time Keeper: **KTSL-TK1-USB**
  - Relays time to system components after a power loss
  - Powered by standard USB charging port
  - Internal CR1220 battery backup



## Microwave Occupancy Sensor (ZOSMD)

The Leviton OSM3D-DDW (or equivalent) detects motion through low density materials using high frequency electromagnetic waves. This means it can sit discretely behind the ECLN G2's frosted lens. The ZOSMD features automatic switching based on motion and ambient light level. ZOSMD option adds step-dimming functionality - standby dimming level 10% / 20% / 30% / 50%. **Max mounting height for ZOSMD 40 feet.**



## Leviton Intellect Solo Dimming Sensor (ZSOL)

The ECLN G2 can be equipped with an integrated Leviton Intellect Solo Sensor ("ZSOL" option). This is a 0-10V dimming Passive Infrared (PIR) occupancy and daylight harvesting sensor.

Other features:

- Partial-on
- Partial-off
- **8' to 10' mounting height**
- IP20 rated
- Detection angle: 120 degrees
- IR remote available for programming sensor from the floor (sold separately)
- Can be used to comply with IECC, ASHRAE 90.1 and 2019 Title 24, Part 6 dimming, occupancy/vacancy sensing and daylight harvesting requirements.



## Smart Sensors (ZLD1/ZLDU)

The ZLDx option includes high bay and low bay lenses along with aisleway masks that can easily be installed or swapped out in the field. **The high bay lens is good for 20'-40' mounting heights, while the low bay lens is good for 8'-20' mounting heights.**



- Leviton Smart IP66 passive infrared (PIR) sensors
- Features mesh grouping (16 devices per group), occupancy sensing, daylight harvesting, scheduling (for ZLDU only), single-level switching
- Comes pre-installed on the center face of the fixture
- Rated for cold locations
- Configurable through the Leviton Smart Sensor App using a smartphone or other Bluetooth-enabled iOS or Android device



## GreenMAX DRC Wireless Networked Control System with Leviton Intellect Sensors & Controllers

The GreenMAX DRC Wireless Keypad Room Controllers are used as the brain of the system, managing the fixture integrated Leviton Intellect sensors & controllers. Wirelessly commission, configure, control, monitor and provision the GreenMAX DRC system using the GreenMAX DRC App and an Android or iOS smart device.

- Occupancy/Vacancy Sensing
- Multi-Level Lighting, Partial-On, Partial-Off
- Daylight Harvesting
- Task Tuning
- Scheduling
- Grouping
- Demand Response
- BMS Integration
- ZigBee 2.4 GHz Wireless Mesh Network
- Up to 75' between devices

\* DRKDN-UxW room controller required for full functionality and programming of Intellect sensors & controllers



### ZLxS



- PIR Occupancy Sensor
- Daylight Sensor
- 0-10V or DALI
- **Up to 20' mounting height**

### ZLxC



- Wireless fixture controller, no sensor
- 0-10V or DALI

### DRKDN-UxW Room Controllers



- 1-, 2-, 4-, and 8-button configurations
- Line voltage powered: 120-277V
- Max capacity: 60 devices
- Programmable: On/Off/Raise/Lower/ Toggle/Scene
- Use any Android or iOS device for configuration using the GreenMAX DRC App

## Enlighted: All-in-one sensors, upgradeable systems

Enlighted's SMART Micro Sensor is an all-in-one unit: task tuning, high-end trimming, daylight harvesting, and occupancy/vacancy detection. **Max installation height is 15 feet.**

Enlighted Connected ("ZENLC") offers many features, including motion and switch groups, daylight harvesting, energy reporting, and more. The Enlighted IoT ("ZENLI") option allows the full implementation of Enlighted's services. Enlighted Connected can be fully upgraded to the next tier in the future. So if you start with ZENLC but want to add the functionality of the ZENLI option, you can.

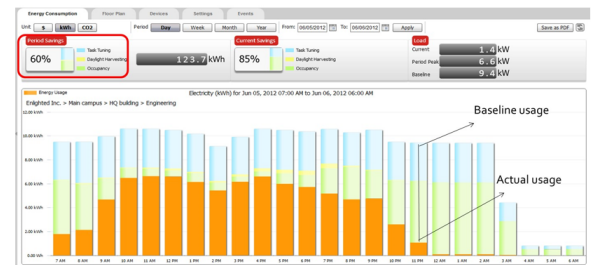


| Enlighted Capabilities*                  | Enlighted Connected (ZENLC) | Enlighted IoT (ZENLI) |
|--|-----------------------------|-----------------------|
| Motion and Switch Groups                 | ✓                           | ✓                     |
| Daylight Harvesting                      | ✓                           | ✓                     |
| Schedule Lighting                        | ✓                           | ✓                     |
| Energy Reporting & Optimization          | ✓                           | ✓                     |
| Environment Data & Lighting Controls API | ✓                           | ✓                     |
| Building Management System Integration   | ✓                           | ✓                     |
| Where & Space Applications               |                             | ✓                     |
| Location & Occupancy APIs & Beacons      |                             | ✓                     |
| Future App & API Ready                   |                             | ✓                     |

## Real-time data analytics

Enlighted's control units compile data in real-time, which can be viewed via the Energy Manager. The Energy Manager is part of the Enlighted Connected and Enlighted IoT configurations.

- Real-time measurements and verification of energy savings
- Space analytics - data can be compiled into motion trails and heat maps
- Analyze traffic density and congestion in a space




© 2024 Enlighted for all Enlighted content and images.


© 2024 Leviton Manufacturing Co. Inc. for all Leviton content and images.




Other Options:




**Shielding** Frosted acrylic diffuser lenses minimize glare and improve aesthetics.



**Conformal coating** Grants LED boards added protection from moisture and corrosion in more hazardous environments.



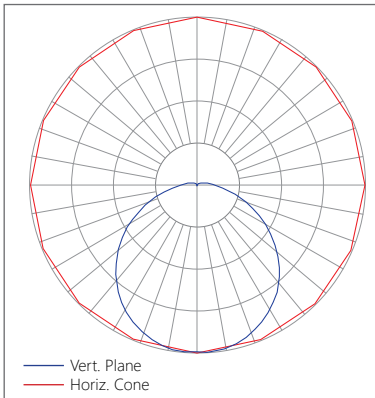
**Cords** are available in single circuit or dual circuit, 6' or 10'. Standard plug is optional, as are other NEMA configurations if specified.



**Hanging** The QC hanging kit from ALP comes in 10' or 20'. Cables are pre-looped for easy installation and designed for easy fixture height adjustment. When ordered, QCs come boxed with each fixture.

Photometric Data:

Relative Luminous Intensity



LUMENFOCUS  
Re-boardABILITY

The ECLN features field replaceable boards and drivers. This allows you to upgrade to more efficient technology in the future. Or, in the rare event of a failure, you can rapidly replace defective components. Re-boardABILITY helps to ensure you won't get stuck with an obsolete light fixture. [Learn more about Re-boardABILITY here.](#)

