

Project: _____
 Location: _____
 Cat. #: _____
 Type: _____
 Quantity: _____



ECL N G2 6 Power Select | LED Narrow Strip

Features:

- High performance LED technology
- Field selectable output
- 0-10V dimming drivers standard
- Field replaceable LED boards and drivers
- Frosted diffuser available to help minimize glare and improve aesthetics
- A wide variety of lumen packages and lengths allows for flexibility in design and helps maximize energy savings
- Buy American Act compliant *(All base luminaires are BAA compliant. Addition of options may change eligibility. Contact factory for details.)*

Applications:

- Suitable for most commercial, industrial and institutional applications
- Office
 - Retail
 - Warehouse
 - Coves
 - Valences

Ambient Operating Temp.:

- -30°C to 40°C [SEL15/25/35/45]
- -30°C to 35°C [SEL75]
- -30°C to 30°C [SEL100]

Construction:

- Precision brake formed from cold rolled steel with a highly durable matte white finish. Optional matte black and metallic silver options constructed of brake formed aluminum

Certifications:

- UL 1598 listed for US and Canada, suitable for damp locations



Predicted Lifetime:

- L70: ≥ 129,000 hrs (calculated)
- L80: ≥ 81,000 hrs (calculated)
- L90: ≥ 39,000 hrs (reported)
- 85% lumen maintenance @ 60,000 hrs *(based on LM80 and insitu laboratory testing)*
- Driver: 85,000 hrs at 120V input, 100% load and 60°C/140°F case temperature

Warranty:

- 5 year limited system warranty - see www.LumenFocus.com for complete warranty terms and conditions



Ordering Guide:

example: ECL N G2 6 SEL45 UV FR 840 QC BK

Series	Version	Length	Output	Voltage	Shielding	CRI/CCT	Hanging	Controls	Options	Finish	
ECL N	G2	6		UV							
ECL N Narrow Strip	G2 Gen 2	6 72"	SEL15 15W Selectable Output	UV 120-277	Blank No Lenses	930 90 CRI/3000K	Blank None	Blank No Controls	Blank No Options	Blank White	
			SEL25 25W Selectable Output		FR Frosted Acrylic Diffusers	935 90 CRI/3500K	QC 10' Quick Hang Cable Kit	ZOSMD Microwave Daylight/Motion Sensor With Step-Dimming (High/Low/Off) ⁽¹⁾	C6 6' Single Circuit Cord		BK Matte Black
			SEL35 35W Selectable Output			940 90 CRI/4000K	SH Slide Hanger	ZLD1 Leviton Bluetooth-enabled Programmable Dimming/Occupancy/Daylight Harvesting Sensor with Grouping ⁽¹⁾	C65W 6' Single Circuit Cord with Low Voltage Connections		SL Metallic Silver
			SEL45 45W Selectable Output			950 90 CRI/5000K		ZLD1 Leviton Bluetooth-enabled Programmable Dimming/Occupancy/Daylight Harvesting Sensor with Grouping ⁽¹⁾	C10 10' Single Circuit Cord		
			SEL75 75W Selectable Output					ZLDU Leviton Bluetooth-enabled Programmable Dimming/Occupancy/Daylight Harvesting Sensor with Grouping, Scheduling ⁽¹⁾	C105W 10' Single Circuit Cord with Low Voltage Connections		
			SEL100 100W Selectable Output					Z211L_ Wattstopper FSP Programmable Photo/Motion Multi-Voltage Sensor (high/low/off) ⁽²⁾	D6 6' Dual Circuit Cord		

Notes

- ⁽¹⁾ See Page 4 for more details.
- ⁽²⁾ " _ " = lens type. See Page 4 for more details.
- ⁽³⁾ 120-277V / 0°C-55°C ambient. To estimate lumen output in emergency mode, multiply EM wattage by the Lumens per Watt of the lowest output setting of the luminaire it is installed in.
ex. ECL N G2 6 SEL75 UV FR 940 EM10 → 153.9 LPW x 10W = 1,539 lm
- ⁽⁴⁾ " _ " for 2-circuit wiring, specify circuit A or B here.

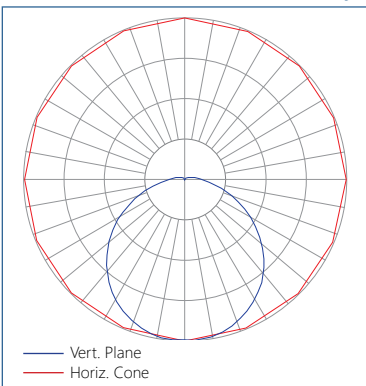
Controls Accessories (order separately)



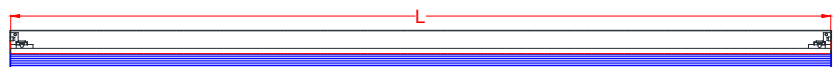
For WattStopper Controls
 FSIR-100 Wireless IR Programming Tool (For Z211Lx)

Photometric Data:

Relative Luminous Intensity



Schematic:



Length (L) = 72.00"
 Width (W) = 2.50"
 Height (H) = 2.165"




Performance Chart:


Catalog #	Watts	Lumens (930)	LPW (930)	Lumens (935)	LPW (935)	Lumens (940)	LPW (940)	Lumens (950)	LPW (950)
ECL N G2 6 SEL15 UV FR 9xx	8.9	1297.7	145.9	1303.1	146.5	1334.1	150.0	1334.1	150.0
	10.2	1494.9	145.9	1501.2	146.5	1536.9	150.0	1536.9	150.0
	12.1	1758.3	145.8	1765.8	146.4	1807.7	149.9	1807.7	149.9
	13.4	1956.1	145.7	1964.3	146.3	2011.0	149.8	2011.0	149.8
ECL N G2 6 SEL25 UV FR 9xx	13.0	1956.1	150.9	1964.3	151.5	2011.0	155.1	2011.0	155.1
	15.2	2285.6	150.5	2295.3	151.2	2349.8	154.8	2349.8	154.8
	17.4	2614.6	150.1	2625.6	150.7	2687.9	154.3	2687.9	154.3
	19.7	2942.2	149.6	2954.6	150.2	3024.8	153.8	3024.8	153.8
ECL N G2 6 SEL35 UV FR 9xx	21.2	3268.1	154.0	3281.8	154.7	3359.8	158.4	3359.8	158.4
	23.4	3591.4	153.3	3606.6	153.9	3692.2	157.6	3692.2	157.6
	25.7	3911.7	152.4	3928.2	153.0	4021.5	156.7	4021.5	156.7
	27.9	4228.2	151.4	4246.1	152.1	4346.9	155.7	4346.9	155.7
ECL N G2 6 SEL45 UV FR 9xx	34.2	5229.3	152.9	5251.3	153.6	5376.0	157.2	5376.0	157.2
	36.7	5601.4	152.5	5625.1	153.1	5758.7	156.7	5758.7	156.7
	39.3	5971.8	151.9	5996.9	152.6	6139.4	156.2	6139.4	156.2
	41.9	6339.9	151.4	6366.6	152.0	6517.8	155.6	6517.8	155.6
ECL N G2 6 SEL75 UV FR 9xx	54.3	8136.7	149.7	8171.0	150.4	8365.0	153.9	8365.0	153.9
	59.6	8828.9	148.1	8866.1	148.7	9076.7	152.3	9076.7	152.3
	64.9	9502.2	146.3	9542.3	146.9	9768.9	150.4	9768.9	150.4
	70.3	10154.1	144.4	10196.9	145.0	10439.0	148.5	10439.0	148.5
ECL N G2 6 SEL100 UV FR 9xx	74.3	11082.6	149.1	11129.3	149.7	11393.7	153.3	11393.7	153.3
	79.6	11772.6	147.9	11822.2	148.5	12103.0	152.0	12103.0	152.0
	84.9	12448.3	146.6	12500.8	147.2	12797.7	150.7	12797.7	150.7
	90.3	13108.4	145.2	13163.6	145.8	13476.3	149.2	13476.3	149.2

Scaling Factor:
No lens: 1.05

Options:




Shielding Frosted acrylic diffuser lenses minimize glare and improve aesthetics.



Conformal coating Grants LED boards added protection from moisture and corrosion in more hazardous environments.



Cords are available in single circuit or dual circuit, 6' or 10'. Standard plug is optional, as are other NEMA configurations if specified.



Hanging The QC hanging kit from ALP comes in 10' or 20'. Cables are pre-looped for easy installation and designed for easy fixture height adjustment. When ordered, QCs come boxed with each fixture.



Controls Summary:

Control Code	Type	Capabilities	Communication
ZOSMD	Motion (Microwave), Photosensor	On/Low/Off	Wired 1-10V
ZLD1	Motion (PIR), Daylight Harvesting	High/Low/Off, High-End Trim, Grouping	Wired 0-10V, Programmable via Bluetooth App (iOS, Android)
ZLDU	Motion (PIR), Daylight Harvesting	High/Low/Off, High-End Trim, Grouping, Scheduling	Wired 0-10V, Programmable via Bluetooth App (iOS, Android)
Z211Lx	Motion (PIR), Photosensor	High/Low/Off, High-End Trim	Wired 0-10V, Programmable via IR remote (sold separately)
Z311Lx	Motion (PIR), Daylight Harvesting	High/Low/Off, High-End Trim	Wired 0-10V, Programmable via Bluetooth App (iOS, Android)

Dimming Sensors (Z211/Z311)

- The Wattstopper FSP sensor provides multi-level control based on motion and/or daylight contribution
- Comes pre-installed on the fixture
- Rated for cold locations
- Parameters for Bluetooth-enabled Z311 adjustable via phone app - iOS or Android
- Parameters for Z211 adjustable via wireless configuration tool (FSIR-100 - sold separately)
- Available with black lens for black finishes (pictured below)
- Two lenses available, tailored for the ideal detection area and mounting height:
 - L2: 360° lens, maximum coverage 48', diameter from 8' height
 - L3: 360° lens, maximum coverage 40', diameter from 20' height



Phone app interface for Z311 sensor

Microwave Occupancy Sensor (ZOSMD)

The Leviton OSM3D-DDW (or equivalent) detects motion through low density materials using high frequency electromagnetic waves. This means it can sit discretely behind the ECL N G2's frosted lens. The ZOSMD features automatic switching based on motion and ambient light level. ZOSMD option adds step-dimming functionality - standby dimming level 10% / 20% / 30% / 50%. **Max mounting height for ZOSMD 40 feet.**



Smart Sensors (ZLD1/ZLDU)



The ZLDx option includes high bay and low bay lenses along with aisleway masks that can easily be installed or swapped out in the field. **The high bay lens is good for 20'-40' mounting heights, while the low bay lens is good for 8'-20' mounting heights.**

- Leviton Smart IP66 passive infrared (PIR) sensors
- Features mesh grouping (16 devices per group), occupancy sensing, daylight harvesting, scheduling (for ZLDU only), single-level switching
- Comes pre-installed on the center face of the fixture
- Rated for cold locations
- Configurable through the Leviton Smart Sensor App using a smartphone or other Bluetooth-enabled iOS or Android device

LUMENFOCUS Re-boardABILITY

The ECLN features field replaceable boards and drivers. This allows you to upgrade to more efficient technology in the future. Or, in the rare event of a failure, you can rapidly replace defective components. Re-boardABILITY helps to ensure you won't get stuck with an obsolete light fixture.

[Learn more about Re-boardABILITY here.](#)

