

Project: _____
 Location: _____
 Cat. #: _____
 Type: _____
 Quantity: _____



RCL G2 2 | LED Channel Retrofit Kit

Features:

- High performance LED technology
- 90+ CRI Standard
- 0-10V dimming drivers standard
- DALI drivers available
- Field replaceable LED boards and drivers
- Frosted diffuser available to help minimize glare and improve aesthetics
- A wide variety of lumen packages and lengths allows for flexibility in design and helps maximize energy savings
- Saves on installation cost, material cost, and waste
- Advanced controls available
- Buy American Act compliant (*All base luminaires are BAA compliant. Addition of options may change eligibility. Contact factory for details.*)

Applications:

Suitable for most commercial, industrial and institutional applications

- Office
- Retail
- Warehouse
- Coves
- Valences

Predicted Lifetime:

- L70: ≥ 129,000 hrs (calculated)
- L80: ≥ 81,000 hrs (calculated)
- L90: ≥ 39,000 hrs (reported)
- 85% lumen maintenance @ 60,000 hrs (based on LM80 and insitu laboratory testing)

Construction:

- Precision brake formed from heavy gauge cold rolled steel
- Highly durable, highly reflective white finish

Certifications:

- UL 1598 listed for US and Canada, suitable for damp locations
- DesignLights Consortium qualified on specific configurations (refer to DLC qualified products list for exact model numbers)

<http://designlights.org/>



Ambient Operating Temp.:

- -30°C to 40°C

Warranty:

- 5 year limited system warranty - see www.LumenFocus.com for complete warranty terms and conditions
- 10 year warranty option available on specific models (Not available on all models. Certain conditions apply. Consult factory or sales representative for details.)



Ordering Guide:

example: RCL G2 2 MD UV FR 940 4.25" ZOSMD EM10

Series	Version	Length	Output	Voltage	Shielding	CRI/CCT	Channel Width	Controls	Options
RCL	G2	2							
RCL	G2 Gen 2	2 2'	LW Low ML Medium Low MD Medium HI High VH Very High SH Super High	UV 120-277 34 347V	Blank No Lenses FR Frosted Acrylic Diffusers	930 90 CRI/3000K 935 90 CRI/3500K 940 90 CRI/4000K 950 90 CRI/5000K	x.xx" Specify Channel Width (in inches) VAR Variable - Adjusts to fit channel widths from 4.00" to 5.00"	Blank No Controls ZSOL Leviton Intellect Solo Programmable PIR/Daylight Harvesting Sensor ⁽¹⁾ ZOSMD Microwave Occupancy Sensor with Photocell (On/Off/Dim) ⁽²⁾ ZSLFC2 Keystone SmartLoop Wireless Bluetooth Mesh Occupancy/ Daylight Harvesting Smart Sensor ⁽¹⁾ ZLDS Leviton Intellect DALI Sensor with Dimming/Occupancy/ Daylight Harvesting with Nework Capabilities ⁽³⁾ ZL7S Leviton Intellect 0-10V Sensor with Dimming/Occupancy/ Daylight Harvesting with Nework Capabilities ⁽³⁾ ZLDC Leviton Intellect DALI Fixture Controller with Nework Capabilities ⁽³⁾ ZL7C Leviton Intellect 0-10V Fixture Controller with Nework Capabilities ⁽³⁾ ZENLO Enlighted One Micro Sensor with Dimming/Occupancy/Daylight Harvesting ⁽³⁾ ZENLC Enlighted Connected Micro Sensor with Dimming/Occupancy/ Daylight Harvesting ⁽³⁾ ZENLI Enlighted IoT Micro Sensor with Dimming/Occupancy/Daylight Harvesting ⁽³⁾	Blank No Options EXT10 10-Year Extended Warranty ⁽⁴⁾ EM6 6.5W Emergency Pack ⁽⁵⁾ EM10 10W Emergency Pack ⁽⁵⁾ EM14 14W Emergency Pack ⁽⁵⁾ CC Conformal Coating LVL 0-10V Dimming Leads for Easy Field Access BAA Buy American Act Compliant

Notes

⁽¹⁾ See Page 4 for more details.

⁽²⁾ 120-277V only. See page 4 for more details.

⁽³⁾ See page 5 for more details.

⁽⁴⁾ Not available on all models. Certain conditions apply.

Consult factory or sales representative for details.

⁽⁵⁾ 120-277V / 0°C-55°C ambient. To estimate lumen output in emergency mode, multiply EM wattage by the Lumens per Watt of the luminaire it is installed in.

ex. RCL G2 2 MD UV 940 EM10 → 138.5 LPW x 10W = 1,385 lm

Accessories (order separately)

STD(480V) 480V to 277V Step Down Transformer

Controls Accessories (order separately)



For Leviton Intellect Solo Controls

ZLSOR-RA1 Wireless IR Programming Tool
(For ZSOL)



For Keystone SmartLoop Controls

KTSL-WS1-B-SG/G2 5-Button Bluetooth Wireless Wall Switch
KTSL-TK1-USB USB Time Keeper




For Leviton Intellect Networked Controls

DRKDN-U1W 1-Button Wireless Wall Controller
DRKDN-U2W 2-Button Wireless Wall Controller
DRKDN-U2W 4-Button Wireless Wall Controller
DRKDN-U8W 8-Button Wireless Wall Controller



For Enlighted Controls


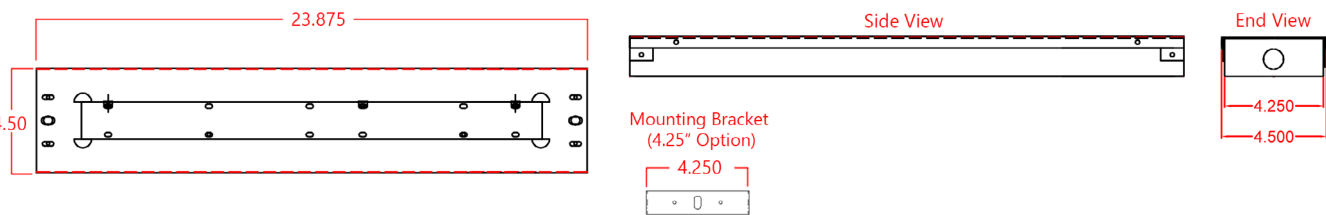
WS-2-00 Enlighted Remote Control Wall
(for Enlighted Connected & IoT)
WS-2-00-IL Enlighted Remote Control Wall
(for Enlighted One)



Performance Chart:

Catalog #	Watts	Lumens (930)	LPW (930)	Lumens (935)	LPW (935)	Lumens (940)	LPW (940)	Lumens (950)	LPW (950)
RCL G2 2 LW UV FR 9xx	8.5	1050.9	123.5	1055.3	124.0	1080.4	127.0	1080.4	127.0
RCL G2 2 ML UV FR 9xx	12.1	1561.9	129.1	1568.5	129.6	1605.8	132.7	1605.8	132.7
RCL G2 2 MD UV FR 9xx	16.0	2032.9	127.4	2041.5	128.0	2089.9	131.0	2089.9	131.0
RCL G2 2 HI UV FR 9xx	22.6	3092.9	137.1	3105.9	137.7	3179.7	141.0	3179.7	141.0
RCL G2 2 VH UV FR 9xx	29.1	4056.3	139.6	4073.4	140.2	4170.2	143.5	4170.2	143.5
RCL G2 2 SH UV FR 9xx	37.3	5076.3	136.2	5097.6	136.8	5218.7	140.1	5218.7	140.1
RCL G2 2 LW UV 9xx	8.5	1110.8	130.5	1115.4	131.1	1141.9	134.2	1141.9	134.2
RCL G2 2 ML UV 9xx	12.1	1650.9	136.5	1657.9	137.0	1697.3	140.3	1697.3	140.3
RCL G2 2 MD UV 9xx	16.0	2148.7	134.7	2157.7	135.3	2209.0	138.5	2209.0	138.5
RCL G2 2 HI UV 9xx	22.6	3269.0	145.0	3282.8	145.6	3360.8	149.0	3360.8	149.0
RCL G2 2 VH UV 9xx	29.1	4287.4	147.6	4305.5	148.2	4407.7	151.7	4407.7	151.7
RCL G2 2 SH UV 9xx	37.3	5365.4	143.8	5388.0	144.4	5516.0	147.8	5516.0	147.8

Schematic:



LUMENFOCUS
Re-boardABILITY

The RCL G2 features field replaceable boards and drivers. This allows you to upgrade to more efficient technology in the future. Or, in the rare event of a failure, you can rapidly replace defective components. Re-boardABILITY helps to ensure you won't get stuck with an obsolete light fixture. [Learn more about Re-boardABILITY here.](#)



Controls Summary:

Control Code	Type	Capabilities	Communication
ZSOL	Motion (PIR), Daylight Harvesting	High/Low/Off	Wired 0-10V, Programmable via IR remote (sold separately)
ZOSMD	Motion (Microwave), Photosensor	On/Low/Off	Wired 1-10V
ZSLFC2	Motion (PIR), Daylight Harvesting	High/Low/Off, High-End Trim, Grouping, Scheduling, LLLC (Keystone Tech.-SmartLoop)	Wireless Bluetooth Mesh, Programmable via Keystone SmartLoop App for iOS or Android
ZLxS	Motion (PIR), Daylight Harvesting	High/Low/Off, High-End Trim, Grouping, Scheduling, Demand Response*, BMS Integration*, LLLC (GreenMAX DRC)	Wireless Zigbee 2.4 GHz Mesh, Programmable via GreenMAX DRC app. for iOS or Android along with DRKDN-UxW Wall Controller (sold separately)
ZLxC	Controller, No Sensors	High/Low/Off, High-End Trim, Grouping, Scheduling, Demand Response*, BMS Integration*, LLLC (GreenMAX DRC)	Wireless Zigbee 2.4 GHz Mesh, Programmable via GreenMAX DRC app. for iOS or Android along with DRKDN-UxW Wall Controller (sold separately)
ZENLO	Motion (PIR), Daylight Harvesting	High/Low/Off, High-End Trim, Grouping, Upgradable to Connected (ZENLC) or IoT (ZENLI)	Wireless Bluetooth Low Energy Mesh, Programmable via Enlighted Room Controller WS-2-00-IL (sold separately)
ZENLC	Motion (PIR), Daylight Harvesting	High/Low/Off, High-End Trim, Grouping, Scheduling*, Energy Monitoring*, BMS Integration*, Upgradable to IoT (ZENLI), LLLC (Enlighted IoT)	Wireless Bluetooth Low Energy Mesh, Programmable via Enlighted IoT Software
ZENLI	Motion (PIR), Daylight Harvesting	High/Low/Off, High-End Trim, Grouping, Scheduling*, Energy Monitoring*, BMS Integration*, LLLC (Enlighted IoT)*, Space - Building Utilization*, Where - Real Time Location Services*	Wireless Bluetooth Low Energy Mesh, Programmable via Enlighted IoT Software

LLLC = Luminaire Level Lighting Control

* Additional equipment required. Contact LumenFocus representative for details

Keystone SmartLoop Wireless Control System

The SmartLoop wireless lighting control system by Keystone is a Bluetooth mesh lighting control system that allows you to set up and manage your lighting ecosystem quickly and easily. It's powerful enough to run a space with multiple lighting zones, but simple enough to program in minutes with your smartphone – perfect for warehouses, offices, schools, and auditoriums, whether new construction or retrofit.

- Wireless Bluetooth 2.4 GHz mesh network
- Supports up to 100 devices on a single region, with unlimited regions
- Independent per-fixture control: Occupancy, Daylight Harvesting, Task Tuning, Grouping, Scene Setting, Scheduling
- Commissioned via SmartLoop mobile app for iPhone and Android



Microwave Occupancy Sensor (ZOSMD)

The Leviton OSM3D-DDW (or equivalent) detects motion through low density materials using high frequency electromagnetic waves. This means it can sit discretely behind the RCL G2's frosted lens. The ZOSMD features automatic switching based on motion and ambient light level. ZOSMD option adds step-dimming functionality - standby dimming level 10% / 20% / 30% / 50%.

Max mounting height for ZOSMD 40 feet.



Leviton Intellect Solo Dimming Sensor (ZSOL)

The RCL G2 can be equipped with an integrated Leviton Intellect Solo Sensor ("ZSOL" option). This is a 0-10V dimming Passive Infrared (PIR) occupancy and daylight harvesting sensor.

Other features:

- Partial-on
- Partial-off
- **8' to 10' mounting height**
- IP20 rated
- Detection angle: 120 degrees
- IR remote available for programming sensor from the floor (sold separately)
- Can be used to comply with IECC, ASHRAE 90.1 and 2019 Title 24, Part 6 dimming, occupancy/vacancy sensing and daylight harvesting requirements.



ZSLFC2



- Low voltage individual fixture controller for SmartLoop system
- Integrated daylight and PIR motion sensors
- **Up to 16' mounting height.** 16' radius at 16' height.
- Works with 0-10V dim-to-off drivers with 12V aux. power

SmartLoop Accessories

- Bluetooth Wireless Wall Switch: **KTSL-WS1-B-SG/G2**
 - Battery Powered: 2x CR2032
 - 5 Button: Power Toggle, Dimming, Automatic Sensor/Preset Level Operation, Scene Activation
- USB Time Keeper: **KTSL-TK1-USB**
 - Relays time to system components after a power loss
 - Powered by standard USB charging port
 - Internal CR1220 battery backup



GreenMAX DRC Wireless Networked Control System with Leviton Intellect Sensors & Controllers

The GreenMAX DRC Wireless Keypad Room Controllers are used as the brain of the system, managing the fixture integrated Leviton Intellect sensors & controllers. Wirelessly commission, configure, control, monitor and provision the GreenMAX DRC system using the GreenMAX DRC App and an Android or iOS smart device.

- Occupancy/Vacancy Sensing
- Multi-Level Lighting, Partial-On, Partial-Off
- Daylight Harvesting
- Task Tuning
- Scheduling
- Grouping
- Demand Response
- BMS Integration
- ZigBee 2.4 GHz Wireless Mesh Network
- Up to 75' between devices

** DRKDN-UxW room controller required for full functionality and programming of Intellect sensors & controllers*



ZLxS



- PIR Occupancy Sensor
- Daylight Sensor
- 0-10V or DALI
- Up to 20' mounting height

ZLxC



- Wireless fixture controller, no sensor
- 0-10V or DALI

DRKDN-UxW Room Controllers



- 1-, 2-, 4-, and 8-button configurations
- Line voltage powered: 120-277V
- Max capacity: 60 devices
- Programmable: On/Off/Raise/Lower/ Toggle/Scene
- Use any Android or iOS device for configuration using the GreenMAX DRC App

Enlighted: All-in-one sensors, upgradeable systems

Enlighted's SMART Micro Sensor is an all-in-one unit: task tuning, high-end trimming, daylight harvesting, and occupancy/vacancy detection. **Max installation height is 15 feet.**

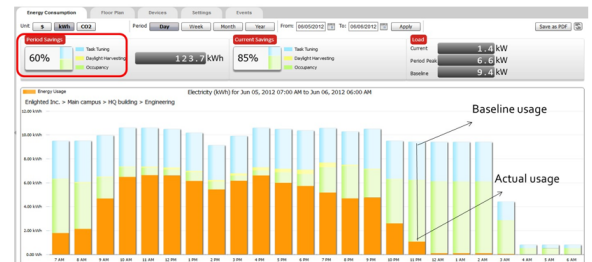
Enlighted sensors come standard with the Enlighted One system (the "ZENLO" option). Enlighted Connected ("ZENLC") offers even more options. The Enlighted IoT ("ZENLI") option allows the full implementation of Enlighted's services. Each system can be fully upgraded to the next tier in the future. So if you start with Enlighted One but want to add energy reporting or building management systems integration in the future, you can.



Real-time data analytics

Enlighted's control units compile data in real-time, which can be viewed via the Energy Manager. The Energy Manager is part of the Enlighted Connected and Enlighted IoT configurations.

- Real-time measurements and verification of energy savings
- Space analytics - data can be compiled into motion trails and heat maps
- Analyze traffic density and congestion in a space



Enlighted Capabilities*	Enlighted One (ZENLO)	Enlighted Connected (ZENLC)	Enlighted IoT (ZENLI)
Motion and Switch Groups	✓	✓	✓
Daylight Harvesting	✓	✓	✓
Schedule Lighting		✓	✓
Energy Reporting & Optimization		✓	✓
Environment Data & Lighting Controls API		✓	✓
Building Management System Integration		✓	✓
Where & Space Applications			✓
Location & Occupancy APIs & Beacons			✓
Future App & API Ready			✓

Note: Additional equipment required ZENLC and ZENLI

Learn more about our available advanced controls options here:

www.lumenfocus.com/controls-overview

© 2023 Enlighted for all Enlighted content and images.

© 2023 Leviton Manufacturing Co. Inc. for all Leviton content and images.



Photometric Data:

RCL G2 2 SH UV 950

Test No.: LLIA001735-012A

Luminaire Lumens: 5,516 lm

Luminaire Watts: 37.3W

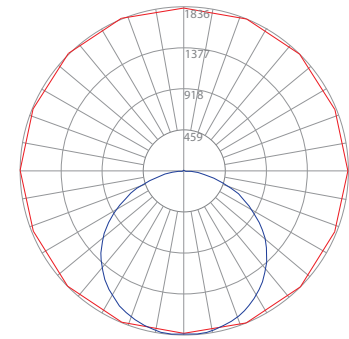
Efficacy: 147.8 LPW

Spacing Criterion (0-180): 1.30

Spacing Criterion (90-270): 1.32

Luminance Data (cd/sq.m)

Angle In Degrees	Average 0-Deg	Average 45-Deg	Average 90-Deg
45	26197	25361	25281
55	25667	24530	24031
65	24107	22269	21675
75	20356	17428	17040
85	11213	7741	7259



— Vert. Plane
— Horiz. Cone

Zonal Lumen Summary

Zone	Lumens	%Fixt
0-20	674.90	12.20
0-30	1445.02	26.20
0-40	2391.81	43.40
0-60	4324.81	78.40
0-80	5425.51	98.40
0-90	5515.51	100.00
90-120	0.51	0.00
90-130	0.51	0.00
90-150	0.51	0.00
90-180	0.51	0.00
0-180	5516.02	100.00

Coefficients Of Utilization - Zonal Cavity Method Effective Floor Cavity Reflectance 0.20

RC		80				70				50			30	
RW	70	50	30	10	70	50	30	10	50	30	10	50	30	10
0	119	119	119	119	116	116	116	116	111	111	111	106	106	106
1	109	104	100	96	106	102	98	94	97	94	91	93	91	88
2	99	90	83	78	96	88	82	77	85	79	75	81	77	73
3	90	79	71	64	87	77	70	64	74	68	62	72	66	61
4	82	70	61	54	80	68	60	54	66	59	53	64	57	52
5	75	62	53	46	73	61	53	46	59	51	46	57	50	45
6	69	56	47	40	67	55	46	40	53	45	40	51	45	39
7	64	51	42	35	63	50	41	35	48	41	35	47	40	35
8	60	46	37	32	58	45	37	31	44	37	31	43	36	31
9	56	42	34	28	54	42	34	28	40	33	28	39	33	28
10	52	39	31	26	51	38	31	26	37	30	25	36	30	25

Tested in accordance with IES standards utilizing absolute photometry per LM-79-08

RCL G2 2 SH UV FR 950

Test No.: LLIA001735-014

Luminaire Lumens: 5,219 lm

Luminaire Watts: 37.3W

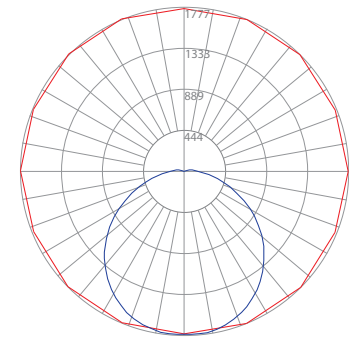
Efficacy: 140.1 LPW

Spacing Criterion (0-180): 1.24

Spacing Criterion (90-270): 1.28

Luminance Data (cd/sq.m)

Angle In Degrees	Average 0-Deg	Average 45-Deg	Average 90-Deg
45	21651	21091	21287
55	18581	19027	19553
65	14656	16516	17296
75	10407	13966	14715
85	5463	12715	13022



— Vert. Plane
— Horiz. Cone

Zonal Lumen Summary

Zone	Lumens	%Fixt
0-20	650.53	12.50
0-30	1383.00	26.50
0-40	2263.42	43.40
0-60	3961.89	75.90
0-80	4933.95	94.50
0-90	5123.07	98.20
90-120	95.78	1.80
90-130	95.78	1.80
90-150	95.78	1.80
90-180	95.78	1.80
0-180	5218.86	100.00

Coefficients Of Utilization - Zonal Cavity Method Effective Floor Cavity Reflectance 0.20

RC		80				70				50			30	
RW	70	50	30	10	70	50	30	10	50	30	10	50	30	10
0	119	119	119	119	116	116	116	116	110	110	110	105	105	105
1	108	103	98	94	105	100	96	92	95	92	89	91	88	86
2	98	89	82	76	95	87	81	75	83	78	73	80	75	71
3	89	78	70	63	86	77	69	63	73	67	61	70	65	60
4	82	69	60	54	79	68	60	53	65	58	52	63	56	51
5	75	62	53	46	73	61	52	46	58	51	45	56	50	44
6	69	56	47	40	67	55	46	40	53	45	40	51	44	39
7	64	51	42	36	62	50	41	35	48	40	35	46	40	35
8	60	46	38	32	58	45	37	32	44	37	31	42	36	31
9	56	42	34	29	54	42	34	28	40	33	28	39	33	28
10	52	39	31	26	51	38	31	26	37	30	26	36	30	25

Tested in accordance with IES standards utilizing absolute photometry per LM-79-08

