



Project: _____
 Location: _____
 Cat. #: _____
 Type: _____
 Quantity: _____



FFL 2R G2 24 HO | LED High Output Lay-In

Features:

- High performance LED technology
- 90+ CRI standard
- 0-10V dimming drivers standard
- Field replaceable LED boards and drivers
- Frosted diffuser optimized to balance efficiency and aesthetics
- Available in a wide variety of lumen outputs for maximum flexibility
- Low profile and lightweight housing allows for easy installation
- Advanced controls available
- Buy American Act compliant *(All base luminaires are BAA compliant. Addition of options may change eligibility. Contact factory for details.)*

Applications:

- Suitable for most commercial and institutional applications
- Manufacturing
 - Retail
 - Showrooms
 - Healthcare Facilities

Predicted Lifetime:

- L70: 129,000 hrs (calculated)
 - L80: 81,000 hrs (calculated)
 - L90: 39,000 hrs (reported)
 - 85% lumen maintenance @ 60,000 hrs
- (based on LM80 and insitu laboratory testing)*

Construction:

- Die-formed heavy-gauge cold rolled steel ballast housing with precision brake formed aluminum LED tray
- Frosted Acrylic Diffuser
- White enamel finish

Certifications:

- UL 1598 listed for US and Canada, suitable for damp locations
- DesignLights Consortium (Standard and Premium) qualified on specific configurations (refer to DLC qualified products list for exact model numbers)



Warranty:

- 5 year limited system warranty - see www.LumenFocus.com for complete warranty terms and conditions
 - 10 year warranty option available on specific models
- (Not available on all models. Certain conditions apply. Consult factory or sales representative for details.)*



Ordering Guide:

example: FFL 2R G2 24 MD HO UV FA 935 EM10

Series	Version	Size	Output	Performance	Voltage	Shielding	CRI/CCT	Mounting	Controls	Options
FFL 2R	G2	24		HO		FA				
FFL 2R FFL Two-Row	G2 Gen 2	24 2' x 4'	LW Low MD Medium HI High VH Very High	HO High Output	UV 120-277 34 347V	FA Frosted Acrylic	930 90 CRI/3000K 935 90 CRI/3500K 940 90 CRI/4000K 950 90 CRI/5000K	Blank None SMK Surface Mount Kit FIK Frame-in Kit	Blank No Controls ZSOL Leviton Programmable PIR Occupancy/Daylight Harvesting Sensor ⁽¹⁾ ZSLFC2 Keystone SmartLoop Wireless Bluetooth Mesh Occupancy/ Daylight Harvesting Smart Sensor ⁽¹⁾ ZESMC Philips EasySense Occupancy/ Daylight Harvesting sensor with advanced grouping ⁽²⁾ ZLDS Leviton Intellect DALI Sensor with Dimming/Occupancy/ Daylight Harvesting with Newtork Capabilities ⁽³⁾ ZL7S Leviton Intellect 0-10V Sensor with Dimming/Occupancy/ Daylight Harvesting with Newtork Capabilities ⁽³⁾ ZLDC Leviton Intellect DALI Fixture Controller with Newtork Capabilities ⁽³⁾ ZL7C Leviton Intellect 0-10V Fixture Controller with Newtork Capabilities ⁽³⁾ ZENLO Enlighted One Micro Sensor with Dimming/Occupancy/ Daylight Harvesting ⁽³⁾ ZENLC Enlighted Connected Micro Sensor with Dimming/ Occupancy/Daylight Harvesting ⁽³⁾ ZENLI Enlighted IoT Micro Sensor with Dimming/Occupancy/Daylight Harvesting ⁽³⁾	Blank No Options EXT10 10-Year Extended Warranty ⁽⁴⁾ SD Step Dimming W6 6' Whip W10 10' Whip EM6 6.5W Emergency Pack ⁽⁵⁾ EM10 10W Emergency Pack ⁽⁵⁾ EM14 14W Emergency Pack ⁽⁵⁾ F Fuse GC Grid Clip SDT(347V) 347V to 277V Step Down Transformer AR Plenum Ceiling Air Return LVL 0-10V Dimming Leads for Easy Field Access BAA Buy American Act Compliant

Notes

⁽¹⁾ See page 4 for more details.

⁽²⁾ 120-277V only. See page 5 for more details.

⁽³⁾ See page 6 for more details.

⁽⁴⁾ Not available on all models. Certain conditions apply.

Consult factory or sales representative for details.

⁽⁵⁾ 120-277V / 0°C-55°C ambient. To estimate lumen output in emergency mode, multiply EM wattage by the Lumens per Watt of the luminaire it is installed in.

ex. FFL 2R G2 24 MD HO UV FA 940 EM10 → 141.6 LPW x 10W = 1,416 lm

Controls Accessories (order separately)



For Leviton Programmable Sensor
ZLSOR-RA1 IR Programming Remote



For Keystone SmartLoop Controls
KTSL-W51-B-SG/G2 5-Button Bluetooth Wireless Wall Switch
KTSL-TK1-USB USB Time Keeper



For Philips EasySense Controls
ZBT-S1AWH Illumra Single Rocker Self-Powered Zigbee Wall Switch
ZBT-S2AWH Illumra Double Rocker Self-Powered Zigbee Wall Switch
SWS200 Philips Zigbee Green Power 4-Button Wall Switch



For Leviton Intellect Controls
DRKDN-U1W 1-Button Wireless Wall Controller
DRKDN-U2W 2-Button Wireless Wall Controller
DRKDN-U2W 4-Button Wireless Wall Controller
DRKDN-U8W 8-Button Wireless Wall Controller



For Enlighted Controls
WS-2-00 Enlighted Remote Control Wall Switch
(for Enlighted Connected & IoT)
WS-2-00-IL Enlighted Remote Control Wall Switch
(for Enlighted One)



Performance Chart:

Catalog #	Watts	Lumens (930)	LPW (930)	Lumens (935)	LPW (935)	Lumens (940)	LPW (940)	Lumens (950)	LPW (950)
FFL 2R G2 24 LW HO UV FA 9xx	83.0	11583.7	139.6	11632.5	140.2	11908.8	143.5	11908.8	143.5
FFL 2R G2 24 MD HO UV FA 9xx	95.6	13164.5	137.8	13220.0	138.4	13534.0	141.6	13534.0	141.6
FFL 2R G2 24 HI HO UV FA 9xx	109.3	15140.6	138.6	15204.4	139.1	15565.5	142.4	15565.5	142.4
FFL 2R G2 24 VH HO UV FA 9xx	123.9	16935.0	136.7	17006.4	137.3	17410.3	140.5	17410.3	140.5

Photometric Data:

FFL 2R G2 24 VH HO UV FA 950

Test No.: LLIA001588-038

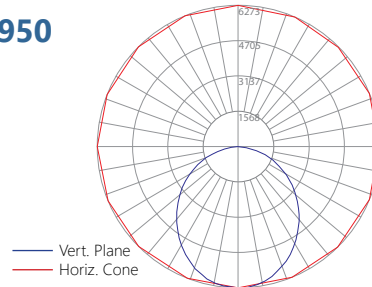
Luminaire Lumens: 17,410.7 lm

Luminaire Watts: 123.9W

Efficacy: 140.5 LPW

Spacing Criterion (0-180): 1.22

Spacing Criterion (90-270): 1.26



LUMENFOCUS Re-boardABILITY

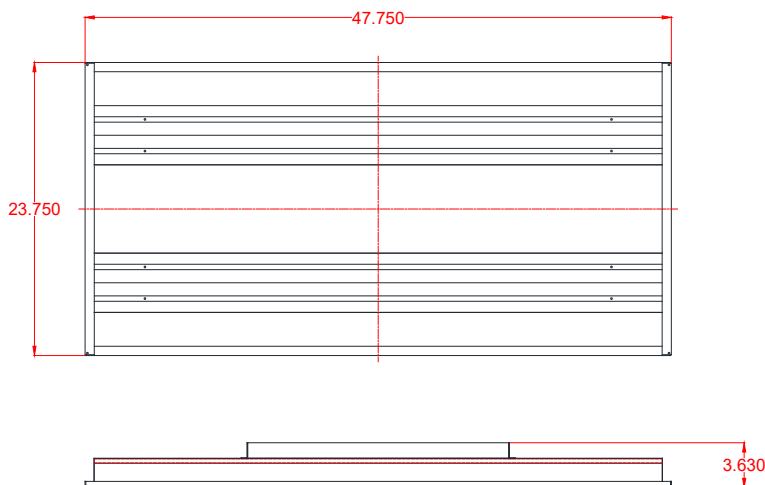
The FFL 2R G2 features field replaceable boards and drivers. This allows you to upgrade to more efficient technology in the future. Or, in the rare event of a failure, you can rapidly replace defective components. Re-boardABILITY helps to ensure you won't get stuck with an obsolete light fixture. [Learn more about Re-boardABILITY here.](#)



[Click here for a video demonstration of the re-boarding process on a FFL.](#)

Note: Exact time varies depending on the model.

Schematic:



Controls Summary:

Control Code	Type	Capabilities	Communication
ZSOL	Motion (PIR), Daylight Harvesting	High/Low/Off, High-End Trim	Wired 0-10V, Programmable via IR remote (sold separately) or via dip switches on sensor
ZSLFC2	Motion (PIR), Daylight Harvesting	High/Low/Off, High-End Trim, Grouping, Scheduling, LLLC (Keystone Tech.-SmartLoop)	Wireless Bluetooth Mesh, Programmable via Keystone SmartLoop App for iOS or Android
ZESMC	Motion (PIR), Daylight Harvesting	High/Low/Off, High-End Trim, Grouping, Room Level Energy Monitoring, LLLC (Philips Master Connect)	Wireless Zigbee 2.4 GHz, Programmable via Philips MasterConnect App for iOS or Android
ZLxS	Motion (PIR), Daylight Harvesting	High/Low/Off, High-End Trim, Grouping, Scheduling, Demand Response*, BMS Integration*, LLLC (GreenMAX DRC)	Wireless Zigbee 2.4 GHz Mesh, Programmable via GreenMAX DRC app. for iOS or Android along with DRKDN-UxW Wall Controller (sold separately)
ZLxC	Controller, No Sensors	High/Low/Off, High-End Trim, Grouping, Scheduling, Demand Response*, BMS Integration*, LLLC (GreenMAX DRC)	Wireless Zigbee 2.4 GHz Mesh, Programmable via GreenMAX DRC app. for iOS or Android along with DRKDN-UxW Wall Controller (sold separately)
ZENLO	Motion (PIR), Daylight Harvesting	High/Low/Off, High-End Trim, Grouping, Upgradable to Connected (ZENLC) or IoT (ZENLI)	Wireless Bluetooth Low Energy Mesh, Programmable via Enlighted Room Controller WS-2-00-IL (sold separately)
ZENLC	Motion (PIR), Daylight Harvesting	High/Low/Off, High-End Trim, Grouping, Scheduling*, Energy Monitoring*, BMS Integration*, Upgradable to IoT (ZENLI), LLLC (Enlighted IoT)	Wireless Bluetooth Low Energy Mesh, Programmable via Enlighted IoT Software
ZENLI	Motion (PIR), Daylight Harvesting	High/Low/Off, High-End Trim, Grouping, Scheduling*, Energy Monitoring*, BMS Integration*, LLLC (Enlighted IoT)*, Space - Building Utilization*, Where - Real Time Location Services*	Wireless Bluetooth Low Energy Mesh, Programmable via Enlighted IoT Software

LLLC = Luminaire Level Lighting Control

* Additional equipment required. Contact LumenFocus representative for details

ZSOL option: Leviton Intellect Solo Sensor

The FFL can be equipped with an integrated Leviton Intellect Solo Sensor ("ZSOL" option). This is a 0-10V dimming Passive Infrared (PIR) occupancy and daylight harvesting sensor.

Other features:

- Partial-on
- Partial-off
- **8' to 10' mounting height**
- IP20 rated
- Detection angle: 120 degrees

- IR remote available for programming sensor from the floor (sold separately)
- Can be used to comply with IECC, ASHRAE 90.1 and 2019 Title 24, Part 6 dimming, occupancy/vacancy sensing and daylight harvesting requirements.



Keystone SmartLoop Wireless Control System

The SmartLoop wireless lighting control system by Keystone is a Bluetooth mesh lighting control system that allows you to set up and manage your lighting ecosystem quickly and easily. It's powerful enough to run a space with multiple lighting zones, but simple enough to program in minutes with your smartphone – perfect for warehouses, offices, schools, and auditoriums, whether new construction or retrofit.

- Wireless Bluetooth 2.4 GHz mesh network
- Supports up to 100 devices on a single region, with unlimited regions
- Independent per-fixture control: Occupancy, Daylight Harvesting, Task Tuning, Grouping, Scene Setting, Scheduling
- Commissioned via SmartLoop mobile app for iPhone and Android

SmartLoop Accessories

- Bluetooth Wireless Wall Switch: **KTSL-WS1-B-SG/G2**
 - Battery Powered: 2x CR2032
 - 5 Button: Power Toggle, Dimming, Automatic Sensor/Preset Level Operation, Scene Activation



- USB Time Keeper: **KTSL-TK1-USB**
 - Relays time to system components after a power loss
 - Powered by standard USB charging port
 - Internal CR1220 battery backup



ZSLFC2



- Low voltage individual fixture controller for SmartLoop system
- Integrated daylight and PIR motion sensors
- **Up to 16' mounting height.** 16' radius at 16' height.
- Works with 0-10V dim-to-off drivers with 12V aux. power



FormFocus available with Philips EasySense Sensors

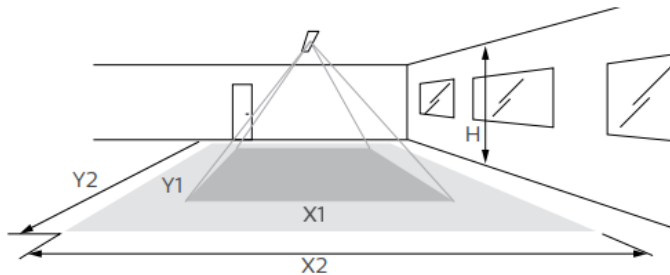
EasySense MC Sensors are the ideal solution for per-luminaire control of new LED luminaires. It combines occupancy and daylight sensing in one package. The result is a cost-effective and easy-to-install solution ideal for energy savings. Commissioning and configuration during and after installation is quick and easy using the Philips MasterConnect app. This app works via Bluetooth Low Energy (BLE) technology and is available for free in the App Store and the Google Play Store.

ZESMC



- Occupancy sensing, daylight harvesting, and task tuning in one device
- **8' to 10' mounting height**
- Groups/networks up to 120 lights
- Enables auto-off/manual-on and auto-off/partial-on application
- Independent per-fixture control: Occupancy, Daylight Harvesting, Task Tuning
- Occupancy Sharing
- Scene Setting
- Advanced grouping to select Zigbee wireless wall switches
- Simple room level energy reporting with CSV file saved on the phone
- ZigBee 2.4 GHz Wireless Mesh Network
- 120-277V only, works with Philips Xitanium SR drivers

Detection Area:



Height	Minor Movement		Major Movement	
H	X1	Y1	X2	Y2
8'	6'	10'	9'	14'
10'	8'	12'	12'	18'

Longer dimension of detection area (Y1, Y2) is parallel to longer dimension of EasySense

- Minor movement (movement of a person sitting at an office desk reaching for a telephone, turning the pages in a book, opening a file folder, picking up a coffee cup, etc.)
- Major movement (movement of a person walking into or through an area.)

Room Controllers

- Illumra ZBT-S1AWH (Single Rocker) or ZBT-S2AWH (Dual Rocker) wireless Zigbee wall switch
 - Self-Powered
 - Up to 120 sensors can be grouped to a single switch
 - Functions: On/Off, Dim-Up/Dim-Down, Scene 1, Scene 2 (Scenes: Dual Rocker Only)
 - Range: 30-100' (typical)



- Philips SWS200 Zigbee Green Power 4-button Wall Switch
 - Battery Powered
 - Up to 120 sensors can be grouped to a single switch
 - Functions: On/Off, Dim-Up/Dim-Down, Scene 1, Scene 2
 - Range: 33' (typical)



© 2023 Signify Holding for all EasySense content and images



GreenMAX DRC Wireless Networked Control System with Leviton Intellect Sensors & Controllers

The GreenMAX DRC Wireless Keypad Room Controllers are used as the brain of the system, managing the fixture integrated Leviton Intellect sensors & controllers. Wirelessly commission, configure, control, monitor and provision the GreenMAX DRC system using the GreenMAX DRC App and an Android or iOS smart device.

- Occupancy/Vacancy Sensing
- Multi-Level Lighting, Partial-On, Partial-Off
- Daylight Harvesting
- Task Tuning
- Scheduling
- Grouping
- Demand Response
- BMS Integration
- ZigBee 2.4 GHz Wireless Mesh Network
- Up to 75' between devices

** DRKDN-UxW room controller required for full functionality and programming of Intellect sensors & controllers*



ZLxS



- PIR Occupancy Sensor
- Daylight Sensor
- 0-10V or DALI
- Up to 20' mounting height

ZLxC



- Wireless fixture controller, no sensor
- 0-10V or DALI

DRKDN-UxW Room Controllers



- 1-, 2-, 4-, and 8-button configurations
- Line voltage powered: 120-277V
- Max capacity: 60 devices
- Programmable: On/Off/Raise/Lower/ Toggle/Scene
- Use any Android or iOS device for configuration using the GreenMAX DRC App

Enlighted: All-in-one sensors, upgradeable systems

Enlighted's SMART Micro Sensor is an all-in-one unit: task tuning, high-end trimming, daylight harvesting, and occupancy/vacancy detection. **Max installation height is 15 feet.**

Enlighted sensors come standard with the Enlighted One system (the "ZENLO" option). Enlighted Connected ("ZENLC") offers even more options. The Enlighted IoT ("ZENLI") option allows the full implementation of Enlighted's services. Each system can be fully upgraded to the next tier in the future. So if you start with Enlighted One but want to add energy reporting or building management systems integration in the future, you can.



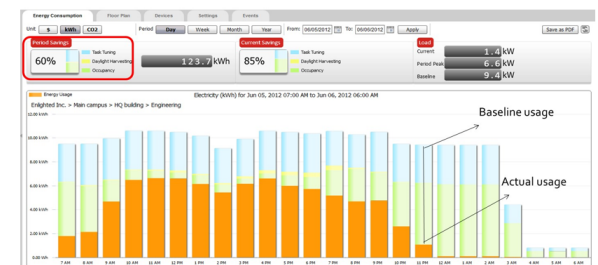
Enlighted Capabilities*	Enlighted One (ZENLO)	Enlighted Connected (ZENLC)	Enlighted IoT (ZENLI)
Motion and Switch Groups	✓	✓	✓
Daylight Harvesting	✓	✓	✓
Schedule Lighting		✓	✓
Energy Reporting & Optimization		✓	✓
Environment Data & Lighting Controls API		✓	✓
Building Management System Integration		✓	✓
Where & Space Applications			✓
Location & Occupancy APIs & Beacons			✓
Future App & API Ready			✓

Note: Additional equipment required ZENLC and ZENLI

Real-time data analytics

Enlighted's control units compile data in real-time, which can be viewed via the Energy Manager. The Energy Manager is part of the Enlighted Connected and Enlighted IoT configurations.

- Real-time measurements and verification of energy savings
- Space analytics - data can be compiled into motion trails and heat maps
- Analyze traffic density and congestion in a space



Learn more about our available advanced controls options here:

www.lumenfocus.com/controls-overview

© 2023 Enlighted for all Enlighted content and images.

© 2023 Leviton Manufacturing Co. Inc. for all Leviton content and images.

