

Project: \_\_\_\_\_  
 Location: \_\_\_\_\_  
 Cat. #: \_\_\_\_\_  
 Type: \_\_\_\_\_  
 Quantity: \_\_\_\_\_



## EWL N G2 2 | LED Wrap

### Features:

- High performance LED technology
- 0-10V dimming drivers standard
- DALI drivers available
- Field replaceable LED boards and drivers
- Can be surface, stem, or cable mounted as individual units or in continuous rows
- Buy American Act compliant *(All base luminaires are BAA compliant. Addition of options may change eligibility. Contact factory for details.)*

### Applications:

- Suitable for industrial, retail, and institutional applications
- Warehouse
  - Manufacturing Facility
  - Stock Room
  - Classroom

### Ambient Operating Temp:

- -30°C to 40°C

### Predicted Lifetime:

- L70 ≥ 131,000 hrs (calculated)
- L80 ≥ 83,000 hrs (calculated)
- L90 ≥ 40,000 hrs (reported)
- 85% lumen maintenance @ 60,000 hrs  
*(based on LM-80, TM-21 and in-situ laboratory testing)*

### Construction:

- Die-formed heavy-gauge cold rolled steel
- Pre-painted with a highly durable, highly reflective white finish
- Clear Prismatic Acrylic Lens

### Certifications:

- UL 1598 listed for US and Canada, suitable for damp locations



### Warranty:

- 5 year limited system warranty - see [www.LumenFocus.com](http://www.LumenFocus.com) for complete warranty terms and conditions
- 10 year warranty option available on specific models  
*(Not available on all models. Certain conditions apply. Consult factory or sales representative for details.)*



## Ordering Guide:

example: EWL N G2 2 MD UV CPA 940 QC

Series	Version	Length	Output	Voltage	Shielding	CRI/CCT	Hanging	Controls	Options
EWL N	G2	2			CPA				
EWL N	G2 Gen 2	2 2'	<b>VL</b> Very Low	<b>UV</b> 120-277	CPA Clear Prismatic Acrylic	<b>930</b> 90 CRI/3000K	<b>Blank</b> None	<b>Blank</b> No Controls	<b>Blank</b> No Options
			<b>LW</b> Low	<b>34</b> 347V		<b>935</b> 90 CRI/3500K	<b>VC</b> V-Chain Hangers	<b>ZSOL</b> Leviton Intellect Solo Programmable PIR/Daylight Harvesting Sensor <sup>(1)</sup>	<b>EXT10</b> 10-Year Extended Warranty <sup>(5)</sup>
			<b>MD</b> Medium			<b>940</b> 90 CRI/4000K	<b>QC</b> 10' Quick Hang Cable Kit	<b>ZOFD1</b> Leviton Bluetooth-enabled Programmable Dimming/Occupancy/ Daylight Harvesting Sensor with Grouping (120-277V) <sup>(2)</sup>	<b>F</b> Fuse
			<b>HI</b> High			<b>950</b> 90 CRI/5000K	<b>QC15</b> 15' Quick Hang Cable Kit	<b>ZOFDU</b> Leviton Bluetooth-enabled Programmable Dimming/Occupancy/ Daylight Harvesting Sensor with Grouping, Scheduling (120-480V) <sup>(1)</sup>	<b>EM6</b> 6.5W Emergency Pack <sup>(6)</sup>
			<b>VH</b> Very High				<b>QC20</b> 20' Quick Hang Cable Kit		<b>EM10</b> 10W Emergency Pack <sup>(6)</sup>

## Notes

- <sup>(1)</sup> See Page 4 for more details.  
<sup>(2)</sup> 120-277V only. See Page 4 for more details.  
<sup>(3)</sup> " " = lens type. See Page 4 for more details.  
<sup>(4)</sup> See Page 5 for more details.  
<sup>(5)</sup> Not available on all models. Certain conditions apply.  
Consult factory or sales representative for details.  
<sup>(6)</sup> 120-277V / 0°C-55°C ambient. To estimate lumen output in emergency mode, multiply EM wattage by the Lumens per Watt of the luminaire it is installed in.  
ex. EWL N G2 2 MD UV CPA 940 EM10 → 136.1 LPW x 10W = 1,361 lm

## Controls Accessories (order separately)



**For Leviton Programmable Sensor**  
ZLS0R-RA1 IR Programming Remote



**For WattStopper Controls**  
FSIR-100 Wireless IR Programming Tool  
(For Z211Lx)



**For Keystone SmartLoop Controls**  
KTS1-B-SG/G2 5-Button Bluetooth Wireless Wall Switch  
KTS1-TK1-USB USB Time Keeper



**For Leviton Intellect Controls**  
DRKDN-U1W 1-Button Wireless Wall Controller  
DRKDN-U2W 2-Button Wireless Wall Controller  
DRKDN-U2W 4-Button Wireless Wall Controller  
DRKDN-U8W 8-Button Wireless Wall Controller



**For Enlighted Controls**  
WS-2-00 Enlighted Remote Control Wall Switch  
(for Enlighted Connected & IoT)  
WS-2-00-IL Enlighted Remote Control Wall Switch  
(for Enlighted One)

**Z221BL**  
Wattstopper Programmable Photo/  
Motion Multi-Voltage Sensor  
(high/low/off)<sup>(3)</sup>

**Z321BL**  
Wattstopper Bluetooth-enabled  
Programmable Photo/Motion Multi-  
Voltage Sensor (high/low/off)<sup>(3)</sup>

**ZOSMD**  
Microwave Daylight/Motion Sensor  
With Step-Dimming (High/Low/Off)<sup>(2)</sup>

**ZSLFC2**  
Keystone SmartLoop Wireless Bluetooth  
Mesh Occupancy/Daylight Harvesting  
Smart Sensor<sup>(1)</sup>

**ZLDS**  
Leviton Intellect DALI Sensor with  
Dimming/Occupancy/Daylight  
Harvesting with Newtork Capabilities<sup>(4)</sup>

**ZL7S**  
Leviton Intellect 0-10V Sensor with  
Dimming/Occupancy/Daylight  
Harvesting with Newtork Capabilities<sup>(4)</sup>

**ZLDC**  
Leviton Intellect DALI Fixture Controller  
with Newtork Capabilities<sup>(4)</sup>

**ZL7C**  
Leviton Intellect 0-10V Fixture Controller  
with Newtork Capabilities<sup>(4)</sup>

**ZENLO**  
Enlighted Micro Sensor with Dimming/  
Occupancy/Daylight Harvesting and  
Enlighted One System<sup>(4)</sup>

**ZENLC**  
Enlighted Micro Sensor with Dimming/  
Occupancy/Daylight Harvesting and  
Enlighted Connected System<sup>(4)</sup>

**ZENLI**  
Enlighted Micro Sensor with Dimming/  
Occupancy/Daylight Harvesting and  
Enlighted IoT System<sup>(4)</sup>

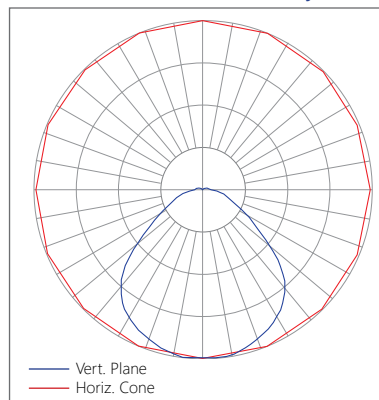


## Performance Chart:


Catalog #	Watts	Lumens (930)	LPW (930)	Lumens (935)	LPW (935)	Lumens (940)	LPW (940)	Lumens (950)	LPW (950)
EWL N G2 2 VL UV CPA 9xx	11.6	1486.0	128.6	1492.2	129.1	1527.7	132.2	1527.7	132.2
EWL N G2 2 LW UV CPA 9xx	15.7	2048.3	130.7	2057.0	131.3	2105.8	134.4	2105.8	134.4
EWL N G2 2 MD UV CPA 9xx	22.5	2979.7	132.4	2992.3	133.0	3063.3	136.1	3063.3	136.1
EWL N G2 2 HI UV CPA 9xx	29.4	3952.1	134.4	3968.7	135.0	4063.0	138.2	4063.0	138.2
EWL N G2 2 VH UV CPA 9xx	35.7	4878.9	136.7	4899.5	137.3	5015.9	140.6	5015.9	140.6

## Photometric Data:

Relative Luminous Intensity



## Schematic:



LUMENFOCUS  
Re-boardABILITY

The EWL N features field replaceable boards and drivers. This allows you to upgrade to more efficient technology in the future. Or, in the rare event of a failure, you can rapidly replace defective components. Re-boardABILITY helps to ensure you won't get stuck with an obsolete light fixture. [Learn more about Re-boardABILITY here.](#)

## Controls Summary:

Control Code	Type	Capabilities	Communication
ZSOL	Motion (PIR), Daylight Harvesting	High/Low/Off	Wired 0-10V, Programmable via IR remote (sold separately)
ZOFD1	Motion (PIR), Daylight Harvesting	High/Low/Off, High-End Trim, Grouping	Wired 0-10V, Programmable via Bluetooth App (iOS, Android)
ZOFDU	Motion (PIR), Daylight Harvesting	High/Low/Off, High-End Trim, Grouping, Scheduling	Wired 0-10V, Programmable via Bluetooth App (iOS, Android)
Z221BLx	Motion (PIR), Photosensor	High/Low/Off, High-End Trim	Wired 0-10V, Programmable via IR remote (sold separately)
Z321BLx	Motion (PIR), Daylight Harvesting	High/Low/Off, High-End Trim	Wired 0-10V, Programmable via Bluetooth App (iOS, Android)
ZOSMD	Motion (Microwave), Photosensor	On/Low/Off	Wired 1-10V
ZSLFC2	Motion (PIR), Daylight Harvesting	High/Low/Off, High-End Trim, Grouping, Scheduling, LLC (Keystone Tech.-SmartLoop)	Wireless Bluetooth Mesh, Programmable via Keystone SmartLoop App for iOS or Android
ZLxS	Motion (PIR), Daylight Harvesting	High/Low/Off, High-End Trim, Grouping, Scheduling, Demand Response*, BMS Integration*, LLC (GreenMAX DRC)	Wireless Zigbee 2.4 GHz Mesh, Programmable via GreenMAX DRC app. for iOS or Android along with DRKDN-UxW Wall Controller (sold separately)
ZLxC	Controller, No Sensors	High/Low/Off, High-End Trim, Grouping, Scheduling, Demand Response*, BMS Integration*, LLC (GreenMAX DRC)	Wireless Zigbee 2.4 GHz Mesh, Programmable via GreenMAX DRC app. for iOS or Android along with DRKDN-UxW Wall Controller (sold separately)
ZENLO	Motion (PIR), Daylight Harvesting	High/Low/Off, High-End Trim, Grouping, Upgradable to Connected (ZENLC) or IoT (ZENLI)	Wireless Bluetooth Low Energy Mesh, Programmable via Enlighted Room Controller WS-2-00-IL (sold separately)
ZENLC	Motion (PIR), Daylight Harvesting	High/Low/Off, High-End Trim, Grouping, Scheduling*, Energy Monitoring*, BMS Integration*, Upgradable to IoT (ZENLI), LLC (Enlighted IoT)*	Wireless Bluetooth Low Energy Mesh, Programmable via Enlighted IoT Software
ZENLI	Motion (PIR), Daylight Harvesting	High/Low/Off, High-End Trim, Grouping, Scheduling*, Energy Monitoring*, BMS Integration*, LLC (Enlighted IoT)*, Space - Building Utilization*, Where - Real Time Location Services*	Wireless Bluetooth Low Energy Mesh, Programmable via Enlighted IoT Software

LLC = Luminaire Level Lighting Control

\* Additional equipment required. Contact LumenFocus representative for details



## Dimming Sensors (Z221B/Z321B)

- The Wattstopper FSP sensor provides multi-level control based on motion and/or daylight contribution
- Comes pre-installed on the end cap
- Rated for cold locations
- Parameters for Bluetooth-enabled Z321B adjustable via phone app - iOS or Android
- Parameters adjustable via wireless configuration tool (FSIR-100 - sold separately)
- Three lenses available, tailored for the ideal detection area and mounting height:
  - L2: 360° lens, maximum coverage 48', diameter from 8' height
  - L3: 360° lens, maximum coverage 40', diameter from 20' height
  - L7: 360° lens, maximum coverage 100', diameter from 40' height



## Keystone SmartLoop Wireless Control System

The SmartLoop wireless lighting control system by Keystone is a Bluetooth mesh lighting control system that allows you to set up and manage your lighting ecosystem quickly and easily. It's powerful enough to run a space with multiple lighting zones, but simple enough to program in minutes with your smart-phone – perfect for warehouses, offices, schools, and auditoriums, whether new construction or retrofit.

- Wireless Bluetooth 2.4 GHz mesh network
- Supports up to 100 devices on a single region, with unlimited regions
- Independent per-fixture control: Occupancy, Daylight Harvesting, Task Tuning, Grouping, Scene Setting, Scheduling
- Commissioned via SmartLoop mobile app for iPhone and Android



### ZSLFC2



- Low voltage individual fixture controller for SmartLoop system
- Integrated daylight and PIR motion sensors
- **Up to 16' mounting height.** 16' radius at 16' height.
- Works with 0-10V dim-to-off drivers with 12V aux. power

## SmartLoop Accessories

- Bluetooth Wireless Wall Switch: **KTSL-WS1-B-SG/G2**
  - Battery Powered: 2x CR2032
  - 5 Button: Power Toggle, Dimming, Automatic Sensor/Preset Level Operation, Scene Activation
- USB Time Keeper: **KTSL-TK1-USB**
  - Relays time to system components after a power loss
  - Powered by standard USB charging port
  - Internal CR1220 battery backup



## Microwave Occupancy Sensor (ZOSMD)

The Leviton OSM3D-DDW (or equivalent) detects motion through low density materials using high frequency electromagnetic waves. This means it can sit discretely behind the EWL N's prismatic lens. The ZOSMD features automatic switching based on motion and ambient light level. ZOSMD option adds step-dimming functionality - standby dimming level 10% / 20% / 30% / 50%.

**Max mounting height for ZOSMD is 40 feet.**



## Leviton Intellect Solo Dimming Sensor (ZSOL)

The EWL can be equipped with an integrated Leviton Intellect Solo Sensor ("ZSOL" option). This is a 0-10V dimming Passive Infrared (PIR) occupancy and daylight harvesting sensor.

Other features:

- Partial-on
- Partial-off
- **8' to 10' mounting height**
- IP20 rated
- Detection angle: 120 degrees
- IR remote available for programming sensor from the floor (sold separately)
- Can be used to comply with IECC, ASHRAE 90.1 and 2019 Title 24, Part 6 dimming, occupancy/vacancy sensing and daylight harvesting requirements.



## Smart Sensors (ZOFD1/ZOFDU)

The ZOFDx option includes high bay and low bay lenses along with aisleway masks that can easily be installed or swapped out in the field. **The high bay lens is good for 20'-40' mounting heights, while the low bay lens is good for 8'-20' mounting heights.**



- Leviton Smart IP66 passive infrared (PIR) sensors
- Features mesh grouping (16 devices per group), occupancy sensing, daylight harvesting, scheduling (for ZOFDU only), single-level switching
- Comes pre-installed on the end cap
- Rated for cold locations
- Configurable through the Leviton Smart Sensor App using a smartphone or other Bluetooth-enabled iOS or Android device



## GreenMAX DRC Wireless Networked Control System with Leviton Intellect Sensors & Controllers

The GreenMAX DRC Wireless Keypad Room Controllers are used as the brain of the system, managing the fixture integrated Leviton Intellect sensors & controllers. Wirelessly commission, configure, control, monitor and provision the GreenMAX DRC system using the GreenMAX DRC App and an Android or iOS smart device.

- Occupancy/Vacancy Sensing
- Multi-Level Lighting, Partial-On, Partial-Off
- Daylight Harvesting
- Task Tuning
- Scheduling
- Grouping
- Demand Response
- BMS Integration
- ZigBee 2.4 GHz Wireless Mesh Network
- Up to 75' between devices

*\* DRKDN-UxW room controller required for full functionality and programming of Intellect sensors & controllers*



### ZLxS




- PIR Occupancy Sensor
- Daylight Sensor
- 0-10V or DALI
- Up to 20' mounting height

### ZLxC



- Wireless fixture controller, no sensor
- 0-10V or DALI

### DRKDN-UxW Room Controllers



- 1-, 2-, 4-, and 8-button configurations
- Line voltage powered: 120-277V
- Max capacity: 60 devices
- Programmable: On/Off/Raise/Lower/ Toggle/Scene
- Use any Android or iOS device for configuration using the GreenMAX DRC App

## Enlighted: All-in-one sensors, upgradeable systems

Enlighted's SMART Micro Sensor is an all-in-one unit: task tuning, high-end trimming, daylight harvesting, and occupancy/vacancy detection. **Max installation height is 15 feet.**

Enlighted sensors come standard with the Enlighted One system (the "ZENLO" option). Enlighted Connected ("ZENLC") offers even more options. The Enlighted IoT ("ZENLI") option allows the full implementation of Enlighted's services. Each system can be fully upgraded to the next tier in the future. So if you start with Enlighted One but want to add energy reporting or building management systems integration in the future, you can.



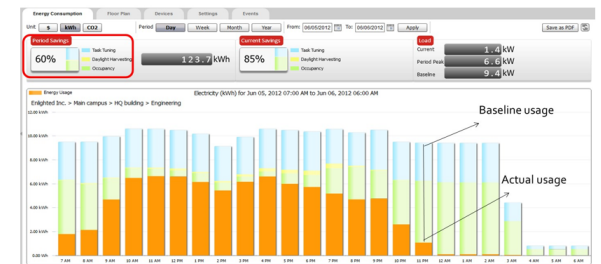
Enlighted Capabilities*	Enlighted One (ZENLO)	Enlighted Connected (ZENLC)	Enlighted IoT (ZENLI)
Motion and Switch Groups	✓	✓	✓
Daylight Harvesting	✓	✓	✓
Schedule Lighting		✓	✓
Energy Reporting & Optimization		✓	✓
Environment Data & Lighting Controls API		✓	✓
Building Management System Integration		✓	✓
Where & Space Applications			✓
Location & Occupancy APIs & Beacons			✓
Future App & API Ready			✓

**Note:** Additional equipment required for ZENLC and ZENLI

## Real-time data analytics

Enlighted's control units compile data in real-time, which can be viewed via the Energy Manager. The Energy Manager is part of the Enlighted Connected and Enlighted IoT configurations.

- Real-time measurements and verification of energy savings
- Space analytics - data can be compiled into motion trails and heat maps
- Analyze traffic density and congestion in a space



Learn more about our available advanced controls options here:

[www.lumenfocus.com/controls-overview](http://www.lumenfocus.com/controls-overview)

© 2023 Enlighted for all Enlighted content and images.

© 2023 Leviton Manufacturing Co. Inc. for all Leviton content and images.

