

Project: _____
 Location: _____
 Cat. #: _____
 Type: _____
 Quantity: _____



FFR G2 14 | LED Lay-In Retrofit Kit

Features:

- High performance LED technology
- 90+ CRI standard
- 0-10V dimming drivers standard
- Field replaceable LED boards and drivers
- Frosted diffuser optimized to balance efficiency and aesthetics
- Available in a wide variety of lumen outputs for maximum flexibility
- Quick and easy installation helps save on labor costs
- Advanced controls available
- Buy American Act compliant *(All base luminaires are BAA compliant. Addition of options may change eligibility. Contact factory for details.)*

Applications:

- Suitable for most commercial and institutional applications
- Office
 - Retail
 - Classrooms
 - Healthcare Facilities

Predicted Lifetime:

- L70: 131,000 hrs (calculated)
- L80: 83,000 hrs (calculated)
- L90: 40,000 hrs (reported)
- 85% lumen maintenance @ 60,000 hrs *(based on LM80 and insitu laboratory testing)*

Construction:

- Die-formed heavy-gauge cold rolled steel ballast housing with precision brake formed aluminum LED tray
- Frosted Acrylic Diffuser
- White enamel finish

Certifications:

- UL 1598 listed for US and Canada, suitable for damp locations
- DesignLights Consortium qualified on specific configurations (refer to DLC qualified products list for exact model numbers) <http://designlights.org/>



Warranty:

- 5 year limited system warranty - see www.LumenFocus.com for complete warranty terms and conditions
- 10 year warranty option available on specific models *(Not available on all models. Certain conditions apply. Consult factory or sales representative for details.)*



Ordering Guide:

example: FFR G2 14 MD UV FA 935 EM10

Series	Size	Output	Voltage	Shielding	CRI/CCT	Controls	Options
FFR G2	14			FA			
FFR G2 FFR Gen 2	14 1' x 4'	SL Super Low VL Very Low LW Low MD Medium HI High	UV 120-277 34 347V	FA Frosted Acrylic	930 90 CRI/3000K 935 90 CRI/3500K 940 90 CRI/4000K 950 90 CRI/5000K	Blank No Controls ZSOL Leviton Programmable PIR Occupancy/Daylight Harvesting Sensor ⁽¹⁾ ZESMC Philips EasySense Occupancy/ Daylight Harvesting sensor with advanced grouping ⁽²⁾ ZLDS Leviton Intellect DALI Sensor with Dimming/Occupancy/ Daylight Harvesting with Newtork Capabilities ⁽³⁾ ZL7S Leviton Intellect 0-10V Sensor with Dimming/Occupancy/ Daylight Harvesting with Newtork Capabilities ⁽³⁾ ZLDC Leviton Intellect DALI Fixture Controller with Newtork Capabilities ⁽³⁾ ZL7C Leviton Intellect 0-10V Fixture Controller with Newtork Capabilities ⁽³⁾ ZENLO Enlighted One Micro Sensor with Dimming/Occupancy/Daylight Harvesting ⁽³⁾ ZENLC Enlighted Connected Micro Sensor with Dimming/Occupancy/Daylight Harvesting ⁽³⁾ ZENLI Enlighted IoT Micro Sensor with Dimming/Occupancy/Daylight Harvesting ⁽³⁾	Blank No Options EXT10 10-Year Extended Warranty ⁽⁴⁾ SD Step Dimming EM6 6.5W Emergency Pack ⁽⁵⁾ EM10 10W Emergency Pack ⁽⁵⁾ EM14 14W Emergency Pack ⁽⁵⁾ F Fuse SM Easy Access Side Mounted Driver AR Plenum Ceiling Air Return LVL 0-10V Dimming Leads for Easy Field Access BAA Buy American Act Compliant

Notes

- ⁽¹⁾ See page 5 for more details.
⁽²⁾ 120-277V only. See page 4 for more details.
⁽³⁾ See page 5 for more details.
⁽⁴⁾ Not available on all models. Certain conditions apply.
 Consult factory or sales representative for details.
⁽⁵⁾ 120-277V / 0°C-55°C ambient. To estimate lumen output in emergency mode, multiply EM wattage by the Lumens per Watt of the luminaire it is installed in.
 ex. FFR G2 14 MD UV FA 940 EM10 → 144.7 LPW x 10W = 1,447 lm

Controls Accessories (order separately)



For Leviton Programmable Sensor
 ZLS0R-RA1 IR Programming Remote



For Philips EasySense Controls
 ZBT-S1AWH Illumra Single Rocker Self-Powered Zigbee Wall Switch
 ZBT-S2AWH Illumra Double Rocker Self-Powered Zigbee Wall Switch
 SWS200 Philips Zigbee Green Power 4-Button Wall Switch

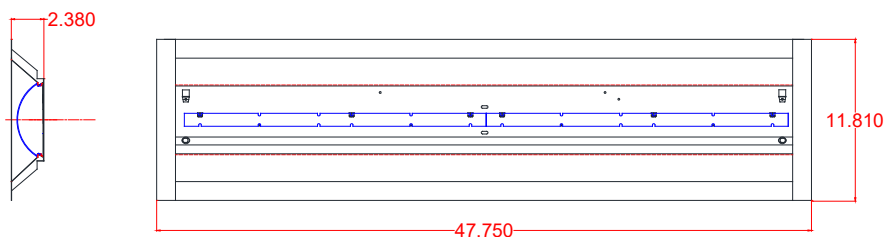


For Leviton Intellect Controls
 DRKDN-U1W 1-Button Wireless Wall Controller
 DRKDN-U2W 2-Button Wireless Wall Controller
 DRKDN-U2W 4-Button Wireless Wall Controller
 DRKDN-U8W 8-Button Wireless Wall Controller



For Enlighted Controls
 WS-2-00 Enlighted Remote Control Wall Switch
 (for Enlighted Connected & IoT)
 WS-2-00-IL Enlighted Remote Control Wall Switch
 (for Enlighted One)

Schematic:



Performance Chart:

Catalog #	Watts	Lumens (930)	LPW (930)	Lumens (935)	LPW (935)	Lumens (940)	LPW (940)	Lumens (950)	LPW (950)
FFR G2 14 SL UV FA 9xx	14.1	1870.0	132.4	1877.9	133.0	1922.5	136.1	1922.5	136.1
FFR G2 14 VL UV FA 9xx	21.0	2889.7	137.8	2901.9	138.4	2970.8	141.7	2970.8	141.7
FFR G2 14 LW UV FA 9xx	27.9	3899.1	139.9	3915.5	140.5	4008.5	143.8	4008.5	143.8
FFR G2 14 MD UV FA 9xx	33.7	4744.4	140.7	4764.4	141.3	4877.6	144.7	4877.6	144.7
FFR G2 14 HI UV FA 9xx	42.6	5825.8	136.6	5850.4	137.2	5989.3	140.5	5989.3	140.5

Photometric Data:

FFR G2 14 HI UV FA 950

Test No.: LLIA001588-017

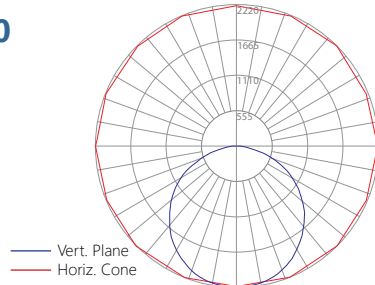
Luminaire Lumens: 5,989.3 lm

Luminaire Watts: 42.6W

Efficacy: 140.5 LPW

Spacing Criterion (0-180): 1.20

Spacing Criterion (90-270): 1.28



LUMENFOCUS Re-boardABILITY

The FFR features field replaceable boards and drivers. This allows you to upgrade to more efficient technology in the future. Or, in the rare event of a failure, you can rapidly replace defective components. Re-boardABILITY helps to ensure you won't get stuck with an obsolete light fixture. [Learn more about Re-boardABILITY here.](#)



[Click here for a video demonstration of the re-boarding process on a FFR.](#)

Note: Exact time varies depending on the model.

Controls Summary:

Control Code	Type	Capabilities	Communication
ZSOL	Motion (PIR), Daylight Harvesting	High/Low/Off, High-End Trim	Wired 0-10V, Programmable via IR remote (sold separately) or via dip switches on sensor
ZESMC	Motion (PIR), Daylight Harvesting	High/Low/Off, High-End Trim, Grouping, Room Level Energy Monitoring, LLC (Philips Master Connect)	Wireless Zigbee 2.4 GHz, Programmable via Philips MasterConnect App for iOS or Android
ZLxS	Motion (PIR), Daylight Harvesting	High/Low/Off, High-End Trim, Grouping, Scheduling, Demand Response*, BMS Integration*, LLC (GreenMAX DRC)	Wireless Zigbee 2.4 GHz Mesh, Programmable via GreenMAX DRC app. for iOS or Android along with DRKDN-UxW Wall Controller (sold separately)
ZLxC	Controller, No Sensors	High/Low/Off, High-End Trim, Grouping, Scheduling, Demand Response*, BMS Integration*, LLC (GreenMAX DRC)	Wireless Zigbee 2.4 GHz Mesh, Programmable via GreenMAX DRC app. for iOS or Android along with DRKDN-UxW Wall Controller (sold separately)
ZENLO	Motion (PIR), Daylight Harvesting	High/Low/Off, High-End Trim, Grouping, Upgradable to Connected (ZENLC) or IoT (ZENLI)	Wireless Bluetooth Low Energy Mesh, Programmable via Enlighted Room Controller WS-2-00-IL (sold separately)
ZENLC	Motion (PIR), Daylight Harvesting	High/Low/Off, High-End Trim, Grouping, Scheduling*, Energy Monitoring*, BMS Integration*, Upgradable to IoT (ZENLI), LLC (Enlighted IoT)	Wireless Bluetooth Low Energy Mesh, Programmable via Enlighted IoT Software
ZENLI	Motion (PIR), Daylight Harvesting	High/Low/Off, High-End Trim, Grouping, Scheduling*, Energy Monitoring*, BMS Integration*, LLC (Enlighted IoT)*, Space - Building Utilization*, Where - Real Time Location Services*	Wireless Bluetooth Low Energy Mesh, Programmable via Enlighted IoT Software

LLC = Luminaire Level Lighting Control

* Additional equipment required. Contact LumenFocus representative for details



ZSOL option: Leviton Intellect Solo Sensor

The FFR can be equipped with an integrated Leviton Intellect Solo Sensor ("ZSOL" option). This is a 0-10V dimming Passive Infrared (PIR) occupancy and daylight harvesting sensor.

Other features:

- Partial-on
- Partial-off
- **8' to 10' mounting height**
- IP20 rated
- Detection angle: 120 degrees
- IR remote available for programming sensor from the floor (sold separately)
- Can be used to comply with IECC, ASHRAE 90.1 and 2019 Title 24, Part 6 dimming, occupancy/vacancy sensing and daylight harvesting requirements.



FormFocus available with Philips EasySense Sensors

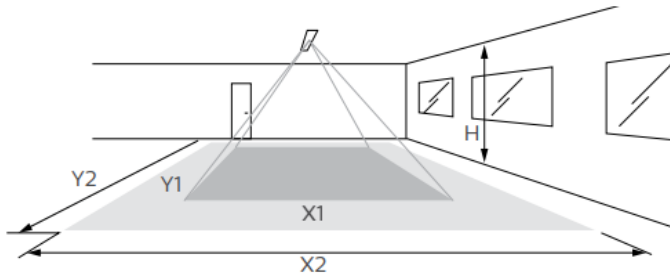
EasySense MC Sensors are the ideal solution for per-luminaire control of new LED luminaires. It combines occupancy and daylight sensing in one package. The result is a cost-effective and easy-to-install solution ideal for energy savings. Commissioning and configuration during and after installation is quick and easy using the Philips MasterConnect app. This app works via Bluetooth Low Energy (BLE) technology and is available for free in the App Store and the Google Play Store.

ZESMC



- Occupancy sensing, daylight harvesting, and task tuning in one device
- **8' to 10' mounting height**
- Groups/networks up to 120 lights
- Enables auto-off/manual-on and auto-off/partial-on application
- Independent per-fixture control: Occupancy, Daylight Harvesting, Task Tuning
- Occupancy Sharing
- Scene Setting
- Advanced grouping to select Zigbee wireless wall switches
- Simple room level energy reporting with CSV file saved on the phone
- ZigBee 2.4 GHz Wireless Mesh Network
- 120-277V only, works with Philips Xitanium SR drivers

Detection Area:



Height	Minor Movement		Major Movement	
H	X1	Y1	X2	Y2
8'	6'	10'	9'	14'
10'	8'	12'	12'	18'

Longer dimension of detection area (Y1, Y2) is parallel to longer dimension of EasySense

- Minor movement (movement of a person sitting at an office desk reaching for a telephone, turning the pages in a book, opening a file folder, picking up a coffee cup, etc.)
- Major movement (movement of a person walking into or through an area.)

Room Controllers

- Illumra ZBT-S1AWH (Single Rocker) or ZBT-S2AWH (Dual Rocker) wireless Zigbee wall switch
 - Self-Powered
 - Up to 120 sensors can be grouped to a single switch
 - Functions: On/Off, Dim-Up/Dim-Down, Scene 1, Scene 2 (Scenes: Dual Rocker Only)
 - Range: 30-100' (typical)



- Philips SWS200 Zigbee Green Power 4-button Wall Switch
 - Battery Powered
 - Up to 120 sensors can be grouped to a single switch
 - Functions: On/Off, Dim-Up/Dim-Down, Scene 1, Scene 2
 - Range: 33' (typical)



© 2023 Signify Holding for all EasySense content and images



GreenMAX DRC Wireless Networked Control System with Leviton Intellect Sensors & Controllers

The GreenMAX DRC Wireless Keypad Room Controllers are used as the brain of the system, managing the fixture integrated Leviton Intellect sensors & controllers. Wirelessly commission, configure, control, monitor and provision the GreenMAX DRC system using the GreenMAX DRC App and an Android or iOS smart device.

- Occupancy/Vacancy Sensing
- Multi-Level Lighting, Partial-On, Partial-Off
- Daylight Harvesting
- Task Tuning
- Scheduling
- Grouping
- Demand Response
- BMS Integration
- ZigBee 2.4 GHz Wireless Mesh Network
- Up to 75' between devices

** DRKDN-UxW room controller required for full functionality and programming of Intellect sensors & controllers*



ZLxS




- PIR Occupancy Sensor
- Daylight Sensor
- 0-10V or DALI
- Up to 20' mounting height

ZLxC



- Wireless fixture controller, no sensor
- 0-10V or DALI

DRKDN-UxW Room Controllers



- 1-, 2-, 4-, and 8-button configurations
- Line voltage powered: 120-277V
- Max capacity: 60 devices
- Programmable: On/Off/Raise/Lower/ Toggle/Scene
- Use any Android or iOS device for configuration using the GreenMAX DRC App

Enlighted: All-in-one sensors, upgradeable systems

Enlighted's SMART Micro Sensor is an all-in-one unit: task tuning, high-end trimming, daylight harvesting, and occupancy/vacancy detection. **Max installation height is 15 feet.**

Enlighted sensors come standard with the Enlighted One system (the "ZENLO" option). Enlighted Connected ("ZENLC") offers even more options. The Enlighted IoT ("ZENLI") option allows the full implementation of Enlighted's services. Each system can be fully upgraded to the next tier in the future. So if you start with Enlighted One but want to add energy reporting or building management systems integration in the future, you can.



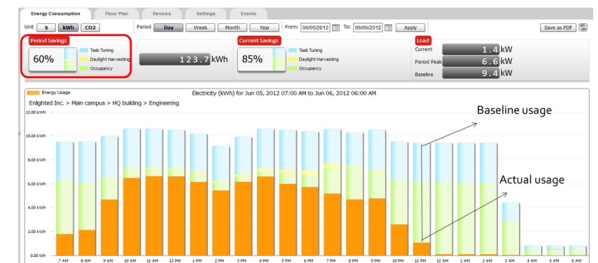
Enlighted Capabilities*	Enlighted One (ZENLO)	Enlighted Connected (ZENLC)	Enlighted IoT (ZENLI)
Motion and Switch Groups	✓	✓	✓
Daylight Harvesting	✓	✓	✓
Schedule Lighting		✓	✓
Energy Reporting & Optimization		✓	✓
Environment Data & Lighting Controls API		✓	✓
Building Management System Integration		✓	✓
Where & Space Applications			✓
Location & Occupancy APIs & Beacons			✓
Future App & API Ready			✓

Note: Additional equipment required ZENLC and ZENLI

Real-time data analytics

Enlighted's control units compile data in real-time, which can be viewed via the Energy Manager. The Energy Manager is part of the Enlighted Connected and Enlighted IoT configurations.

- Real-time measurements and verification of energy savings
- Space analytics - data can be compiled into motion trails and heat maps
- Analyze traffic density and congestion in a space



Learn more about our available advanced controls options here:

www.lumenfocus.com/controls-overview

© 2023 Enlighted for all Enlighted content and images.

© 2023 Leviton Manufacturing Co. Inc. for all Leviton content and images.



Installation Instructions:



1) Turn off power to luminaire, remove all fluorescent components, dispose of properly.



2) Insert endcaps between ceiling grid and troffer.



3) Slide LED panel between grid and troffer, fasten with provided quarter turns.



4) Connect LED panel with provided disconnect. Insert blank side panel between grid and troffer, fasten with provided quarter turns.



5) Insert lens material into track, turn on power.



**Total Install
time: less than
5 minutes!**



Installation Demo Online:

An online demonstration video can be found on our YouTube channel [at this link](#).

