

Project: _____
 Location: _____
 Cat. #: _____
 Type: _____
 Quantity: _____



EVT G2 2 | LED Extruded Vaportight

Features:

- High performance LED technology
- 90+ CRI standard
- 0-10V dimming drivers standard
- Field replaceable LED boards and drivers
- Multiple hanging options, including surface, chain/cable, or pendant for easy installation
- UL approved and evaluated for daisy chaining
- Buy American Act compliant *(All base luminaires are BAA compliant. Addition of options may change eligibility. Contact factory for details.)*

Applications:

Suitable for most commercial, industrial and institutional applications

- Warehouse
- Manufacturing Facility
- Food Processing
- Stairwells
- Car Wash

Predicted Lifetime:

- L70 ≥ 131,000 hrs (calculated)
 - L90 ≥ 40,000 hrs (reported)
- (based on LM-80, TM-21 and in-situ laboratory testing)

Dimensions:

- Length: 2'
- Width: 3.86"
- Depth: 3.75"



Construction:

- (f1) rated polycarbonate co-extruded lens and housing - lens and housing is all one piece
- Pre-painted cold rolled steel board trays
- Gasketed end caps
- Stainless steel mounting hardware

Certifications:

- UL 1598 listed for US and Canada, suitable for wet locations
- IP65
- IP66
- NSF
- RoHS



Warranty:

- 5 year limited system warranty - see www.LumenFocus.com for complete warranty terms and conditions



Ordering Guide:


example: EVT G2 2 MD UV FP 940 SB

Series	Length	Output	Voltage	Shielding	CRI/CCT	Mounting	Options
EVT G2	2		UV	FP			
EVT G2 Gen 2	2 2'	VL Very Low LW Low MD Medium HI High	UV 120-277	FP Frosted Polycarbonate	930 90 CRI/3000K 935 90 CRI/3500K 940 90 CRI/4000K 950 90 CRI/5000K	Blank Snap-On Mounting Bracket (For Surface Mounting) SMBB Snap-On Mount with Bracket Bail (For Chain or Cable Mounting) SMBBQC Snap-On Mount with Bracket Bail and 10' Quick Hang Cable Kit SMBBQC20 Snap-On Mount with Bracket Bail and 20' Quick Hang Cable Kit SMD Snap-On Mount Drilled (For Threaded Rod Pendant, Not Included)	Blank No Options C6 6' Single Circuit Cord C6(LVL) C6 With Integrated Dimming Leads C10 10' Single Circuit Cord C10(LVL) C10 With Integrated Dimming Leads D6 6' Dual Circuit Cord D10 10' Dual Circuit Cord EM6 6.5W Emergency Pack ⁽¹⁾ EM10 10W Emergency Pack ⁽¹⁾ SB Safety Bail LVL 0-10V Dimming Leads for Easy Field Access BAA Buy American Act Compliant

Notes

⁽¹⁾ 120-277V / 0°C-55°C ambient. To estimate lumen output in emergency mode, multiply EM wattage by the Lumens per Watt of the luminaire it is installed in.
ex. EVT G2 2 MD UV FP 940 EM10 → 122.9 LPW x 10W = 1,229 lm


Mounting:



SMBB
Bracket Bail (for chain or cable mounting)



SMD
Drilled (for threaded rod pendant mounting)



SB
Safety Bail Option

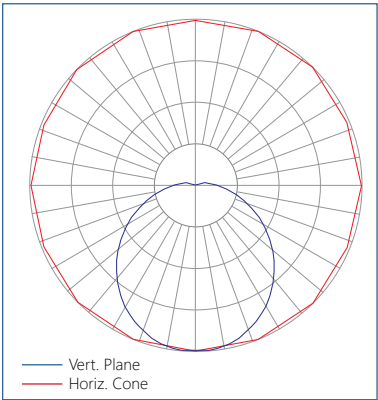


Performance Chart:

Catalog #	Watts	Lumens (930)	LPW (930)	Lumens (935)	LPW (935)	Lumens (940)	LPW (940)	Lumens (950)	LPW (950)
EVT G2 2 VL UV FP 9xx	10.8	1206.0	111.4	1211.1	111.8	1239.8	114.5	1239.8	114.5
EVT G2 2 LW UV FP 9xx	17.6	2023.8	114.9	2032.3	115.3	2080.6	118.1	2080.6	118.1
EVT G2 2 MD UV FP 9xx	25.3	3021.9	119.5	3034.7	120.1	3106.8	122.9	3106.8	122.9
EVT G2 2 HI UV FP 9xx	32.8	4018.3	122.4	4035.2	123.0	4131.1	125.9	4131.1	125.9

Photometric Data:

Relative Luminous Intensity



LUMENFOCUS
Re-boardABILITY

The EVT features field replaceable boards and drivers. This allows you to upgrade to more efficient technology in the future. Or, in the rare event of a failure, you can rapidly replace defective components. Re-boardABILITY helps to ensure you won't get stuck with an obsolete light fixture.
[Learn more about Re-boardABILITY here.](#)