

Project: \_\_\_\_\_  
 Location: \_\_\_\_\_  
 Cat. #: \_\_\_\_\_  
 Type: \_\_\_\_\_  
 Quantity: \_\_\_\_\_



## PBL X G2 4 | LED Lensed High Bay

### Features:

- High performance LED technology
- 0-10V dimming drivers standard on all models
- Field replaceable LED boards and drivers through Re-boardABILITY (more info on Page 3)
- Multiple shielding options available to help minimize glare and improve aesthetics
- A wide variety of lumen packages allows for flexibility in design and helps maximize energy savings
- Multiple controls options available
- 90+ CRI standard
- Buy American Act compliant (*All base luminaires are BAA compliant. Addition of options may change eligibility. Contact factory for details.*)

### Applications:

Suitable for most commercial, industrial and institutional applications

- Retail
- Warehouse
- Manufacturing
- Gymnasiums

### Predicted Lifetime:

- L70 ≥ 129,000 hrs (calculated)
  - L90 ≥ 39,000 hrs (reported)
- (based on LM-80, TM-21 and in-situ laboratory testing)

### Construction:

- Housing and LED tray is precision brake formed from aluminum
- Pre-painted with a highly durable, highly reflective white finish

### Certifications:

- UL 1598 listed for US and Canada, suitable for damp locations



### Warranty:

- 5 year limited system warranty - see [www.LumenFocus.com](http://www.LumenFocus.com) for complete warranty terms and conditions
- 10 year warranty option available on specific models  
*(Not available on all models. Certain conditions apply. Consult factory or sales representative for details.)*



## Ordering Guide:

example: PBL X 4 MD UV A23F 840-QC20 C6

Series	Version	Length	Output	Voltage	Shielding	CRI/CCT	Hanging	Controls	Options	Finish
PBL X	G2	4								
PBL X	G2 Gen 2	4 4'	VL Very Low  LW Low  MD Medium  HI High  VH Very High	UV 120-277  34 347V  48 480V	A23 High Efficiency 23 Pattern Acrylic  A23F High Efficiency 23 Pattern Acrylic, Frosted  L118 0.118" Impact Resistant Lexan	930 90 CRI/3000K  935 90 CRI/3500K  940 90 CRI/4000K  950 90 CRI/5000K	Blank None  QC 10' Quick Hang Cable Kit  QC20 20' Quick Hang Cable Kit	Blank Blank No Controls  ZOS Occupancy Sensor (On/Off)  ZOSD Occupancy Sensor (On/Off/Dim)  ZOFD1 Leviton Bluetooth-enabled Programmable Dimming/ Occupancy/Daylight Harvesting Sensor with Grouping (120-277V) <sup>(1)</sup>  ZOFDU Leviton Bluetooth-enabled Programmable Dimming/ Occupancy/Daylight Harvesting Sensor with Grouping, Scheduling (120- 480V) <sup>(1)</sup>  Z221BL_ Wattstopper Programmable Photo/Motion Multi-Voltage Sensor (high/low/off) <sup>(2)</sup>  Z321BL_ Wattstopper Bluetooth- enabled Programmable Dimming/Occupancy/ Daylight Harvesting Multi- Voltage Sensor <sup>(2)</sup>  ZOSMHB Leviton High Bay Microwave 0-10V Multi-Level Occupancy Sensor with Photocell <sup>(3)</sup>  ZPC Photocell  ZENLO Enlighted Ruggedized Sensor with Dimming/Occupancy/ Daylight Harvesting and Enlighted One System <sup>(4)</sup>  ZENLC Enlighted Ruggedized Sensor with Dimming/Occupancy/ Daylight Harvesting and Enlighted Connected System <sup>(4)</sup>  ZENLI Enlighted Ruggedized Sensor with Dimming/Occupancy/ Daylight Harvesting and Enlighted IoT System <sup>(4)</sup>	Blank No Options  EXT10 10-Year Extended Warranty <sup>(5)</sup>  C6 6' Single Circuit Cord  C65W 6' Single Circuit Cord with Low Voltage Connections  C10 10' Single Circuit Cord  C105W 10' Single Circuit Cord with Low Voltage Connections  D6 6' Dual Circuit Cord  D10 10' Dual Circuit Cord  P(NEMA) Plug (Specify NEMA configuration)  WG Wire Guard  WGE Extended Wire Guard for End-Mounted Sensor  SC Safety Cable  F Fuse  EM2 Emergency Pack <sup>(6)</sup>  SDT(480V) 480V to 277V Step Down Transformer  CC Conformal Coating  LVL 0-10V Dimming Leads for Easy Field Access  BAA Buy American Act Compliant	Blank White  BK Matte Black  SL Metallic Silver

## Notes

- <sup>(1)</sup> For 8' to 40' mounting heights. See Page 5 for more details.  
<sup>(2)</sup> " \_ " = lens type. See Page 5 for lens descriptions.  
<sup>(3)</sup> 120-277V Only. Max ceiling height is 50 feet. See page 5 for more details.  
<sup>(4)</sup> Max ceiling height for Enlighted Ruggedized sensor 50 feet. See Page 6 for more details on advanced controls.  
<sup>(5)</sup> Not available on all models. Certain conditions apply. Consult factory or sales representative for details.  
<sup>(6)</sup> EM2 - Up to 16W. 120-277V / 0°C-50°C ambient.

## Controls Accessories (order separately)



### For Enlighted Controls

- WS-2-00 Enlighted Remote Control Wall Switch  
(for Enlighted Connected & IoT)  
WS-2-00-IL Enlighted Remote Control Wall Switch  
(for Enlighted One)



### For Z221BL\_ Sensor

- FSIR-100 Wireless Configuration Tool



### For ZOSMHB Sensor

- ZLSOR Wireless Configuration Tool

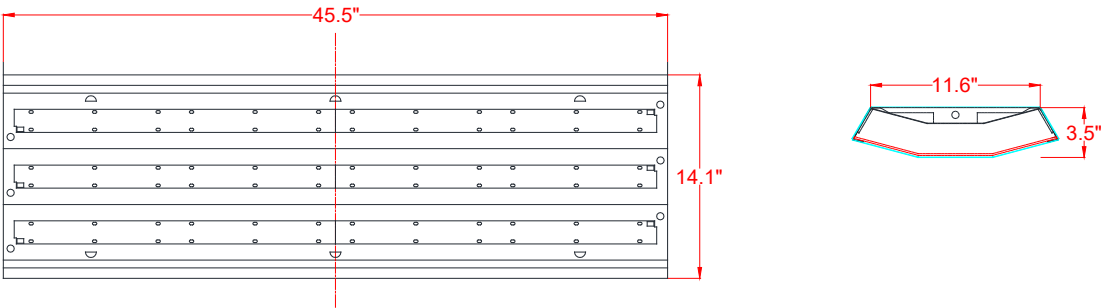


Performance Chart:

Catalog #	Watts	Lumens (930)	LPW (930)	Lumens (935)	LPW (935)	Lumens (940)	LPW (940)	Lumens (950)	LPW (950)
PBL X G2 4 VL UV A23F 9xx	82.7	11895.2	143.8	11945.3	144.4	12229.0	147.8	12229.0	147.8
PBL X G2 4 LW UV A23F 9xx	115.9	16069.1	138.7	16136.9	139.2	16520.1	142.5	16520.1	142.5
PBL X G2 4 MD UV A23F 9xx	148.4	19993.8	134.7	20078.1	135.3	20554.9	138.5	20554.9	138.5
PBL X G2 4 HI UV A23F 9xx	172.7	23769.1	137.6	23869.3	138.2	24436.2	141.5	24436.2	141.5
PBL X G2 4 VH UV A23F 9xx	197.8	27772.3	140.4	27889.4	141.0	28551.8	144.3	28551.8	144.3

Lumen Adjustment Factors: WG: 0.95

Schematic:



LUMENFOCUS  
Re-boardABILITY

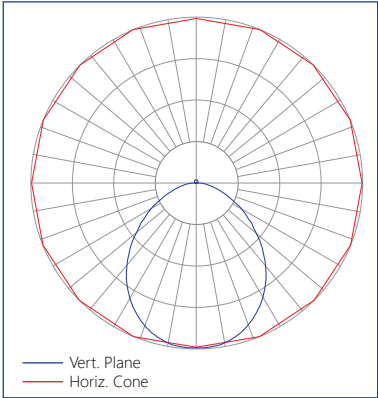
The PBL X G2 features field replaceable boards and drivers. This allows you to upgrade to more efficient technology in the future. Or, in the rare event of a failure, you can rapidly replace defective components. Re-boardABILITY helps to ensure you won't get stuck with an obsolete light fixture. [Learn more about Re-boardABILITY here.](#)



[Click here for a video demonstration of the re-boarding process on a PBL.](#)  
Note: Exact time varies depending on the model.

Photometric Data:

Relative Luminous Intensity



## Controls Summary:

Control Code	Type	Capabilities	Communication
ZOS	Motion (PIR)	On/Off	Wired
ZOSD	Motion (PIR), Photosensor	On/Low/Off	Wired 1-10V
ZOFD1	Motion (PIR), Daylight Harvesting	High/Low/Off, High-End Trim, Grouping	Wired 0-10V, Programmable via Bluetooth App (iOS, Android)
ZOFDU	Motion (PIR), Daylight Harvesting	High/Low/Off, High-End Trim, Grouping, Scheduling	Wired 0-10V, Programmable via Bluetooth App (iOS, Android)
Z221BLx	Motion (PIR), Photosensor	High/Low/Off, High-End Trim	Wired 0-10V, Programmable via IR remote (sold separately)
Z321BLx	Motion (PIR), Daylight Harvesting	High/Low/Off, High-End Trim	Wired 0-10V, Programmable via Bluetooth App (iOS, Android)
ZOSMHB	Motion (Microwave), Photosensor	On/Low/Off	Wired 0-10V, Programmable via ZLS0R IR remote (sold separately)
ZPC	Photosensor	On/Off	Wired
ZENLO	Motion (PIR), Daylight Harvesting	High/Low/Off, High-End Trim, Grouping, Upgradable to Connected (ZENLC) or IoT (ZENLI)	Wireless Bluetooth Low Energy Mesh, Programmable via Enlighted Room Controller WS-2-00-IL (sold separately)
ZENLC	Motion (PIR), Daylight Harvesting	High/Low/Off, High-End Trim, Grouping, Scheduling*, Energy Monitoring*, BMS Integration*, Upgradable to IoT (ZENLI), LLLC (Enlighted IoT)*	Wireless Bluetooth Low Energy Mesh, Programmable via Enlighted IoT Software
ZENLI	MoMotion (PIR), Daylight Harvesting	High/Low/Off, High-End Trim, Grouping, Scheduling*, Energy Monitoring*, BMS Integration*, LLLC (Enlighted IoT)*, Space - Building Utilization*, Where - Real Time Location Services*	Wireless Bluetooth Low Energy Mesh, Programmable via Enlighted IoT Software

LLLC = Luminaire Level Lighting Control

\* Additional equipment required. Contact LumenFocus representative for details

## Programmable Dimming Sensors:

### ZOFDx Sensor Option

- Leviton Smart IP66 passive infrared (PIR) sensors
- Features mesh grouping (16 devices per group), occupancy sensing, daylight harvesting, scheduling (for ZOSFUD only), single-level switching
- Comes pre-installed on the end cap
- Rated for cold locations
- Configurable through the Leviton Smart Sensor App using a smartphone or other Bluetooth-enabled iOS or Android device

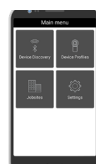


The ZOFD option includes four sensor lenses that can easily be installed or swapped out in the field. From left: the high bay lens (20'-40' mounting), the high bay lens with aisleway mask, the low bay lens (8'-20' mounting), and the low bay lens with aisleway mask.



### Z221B, Z321B Sensor Options

- The Wattstopper FSP sensor provides multi-level control based on motion and/or daylight contribution
- Comes pre-installed on the end cap
- Rated for cold locations
- Parameters for Bluetooth-enabled Z321B adjustable via phone app - iOS or Android
- Parameters for Z221B adjustable via wireless configuration tool (FSIR-100 - sold separately)
- Three lenses available, tailored for the ideal detection area and mounting height:
  - **L2:** 360° lens, maximum coverage 48', diameter from 8' height
  - **L3:** 360° lens, maximum coverage 40', diameter from 20' height
  - **L7:** 360° lens, maximum coverage 100', diameter from 40' height



Left: Phone app interface for Z321B

### ZOSMHB Sensor Option

- Provides occupancy detection and multi-level control with adjustable time-outs
- Tri-level dimming control
- Comes pre-installed on the end cap
- Suitable for cold storage locations
- Built-in photocell reads brightness values. Sensor does not switch luminaire on if there is sufficient ambient light
- Control parameters selected manually via DIP switches, or using the optional ZLS0R remote (sold separately) - adjustable parameters include sensitivity, hold time, lux level, stand-by light level, stand-by hold time
- Maximum mounting height of 50 feet, with adjustable coverage radius up to 30 feet



ZLS0R



## Enlighted: All-in-one sensors, upgradeable systems

Enlighted's IP65-rated Ruggedized Sensor is an all-in-one unit: task tuning, high-end trimming, daylight harvesting, and occupancy/vacancy detection. Max installation height is 50 feet.

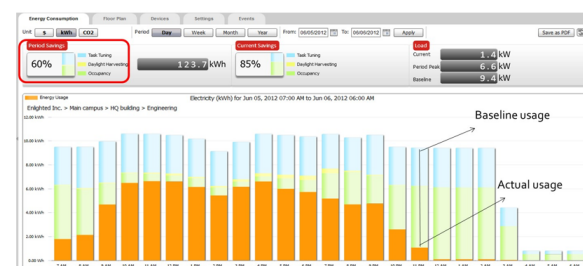
Enlighted sensors come standard with the Enlighted One system (the "ZENLO" option). Enlighted Connected ("ZENLC") offers even more options. The Enlighted IoT ("ZENLI") option allows the full implementation of Enlighted's services. Each system can be fully upgraded to the next tier in the future. So if you start with Enlighted One but want to add energy reporting or building management systems integration in the future, you can.



## Real-time data analytics

Enlighted's control units compile data in real-time, which can be viewed via the Energy Manager. The Energy Manager is part of the Enlighted Connected and Enlighted IoT configurations.

- Real-time measurements and verification of energy savings
- Space analytics - data can be compiled into motion trails and heat maps
- Analyze traffic density and congestion in a space



Enlighted Capabilities*	Enlighted One (ZENLO)	Enlighted Connected (ZENLC)	Enlighted IoT (ZENLI)
Motion and Switch Groups	✓	✓	✓
Daylight Harvesting	✓	✓	✓
Schedule Lighting		✓	✓
Energy Reporting & Optimization		✓	✓
Environment Data & Lighting Controls API		✓	✓
Building Management System Integration		✓	✓
Where & Space Applications			✓
Location & Occupancy APIs & Beacons			✓
Future App & API Ready			✓

**Note:** Additional equipment required for ZENLC and ZENLI

Learn more about our available advanced controls options here:

[www.lumenfocus.com/controls-overview](http://www.lumenfocus.com/controls-overview)

© 2023 Enlighted for all Enlighted content and images.

## Other Options:



**Cords** are available in single circuit or dual circuit, 6' or 10'. Standard plug is optional, as are other NEMA configurations if specified.



**Shielding** Available in a high efficiency 23 pattern acrylic lens (frosted or clear), and an impact resistant clear lexan lens



**Conformal coating** Grants LED boards added protection from moisture and corrosion in more hazardous environments.



**Hanging** The QC hanging kit from ALP comes in 10' or 20'. Cables are pre-looped for easy installation and designed for easy fixture height adjustment. QCs come boxed with each fixture.

