



Project: \_\_\_\_\_  
 Location: \_\_\_\_\_  
 Cat. #: \_\_\_\_\_  
 Type: \_\_\_\_\_  
 Quantity: \_\_\_\_\_

NEAR-UV 405 NM LED

## FFR D 22 | LED Disinfection Retrofit Kit

### Features:

- High performance disinfecting LED technology
- Continuously disinfect hard or soft surface, killing 99.9% of bacteria when lights are kept on
- Effective against MRSA, C. Difficile, Salmonella, E. Coli
- Completely harmless to humans and animals as the antibacterial spectrum is part of the normal visible LED spectrum (405nm near-UV wavelength)
- Field replaceable LED boards and drivers
- Frosted diffuser optimized to balance efficiency and aesthetics
- Quick and easy installation helps save on labor costs

### Applications:

Suitable for most commercial and institutional applications

- Office
- Retail
- Classrooms
- Healthcare Facilities
- Labs and clinics

### Construction:

- Die-formed heavy-gauge cold rolled steel ballast housing with precision brake formed aluminum LED tray
- Frosted Polycarbonate Diffuser
- White enamel finish

### Certifications:

- UL 1598 listed for US and Canada, suitable for damp locations



### Warranty:

- 5 year limited system warranty - see [www.LumenFocus.com](http://www.LumenFocus.com) for complete warranty terms and conditions

**Note:** UVFocus products are designed utilizing proven anti-bacterial technology. 405nm near-UV light has been shown to substantially reduce bacterial presence. While these products can be considered disinfecting products, they should be used in conjunction with standard, proper disinfecting cleaning procedures to have the greatest impact for maintaining a clean environment. Successful UV disinfection requires a systems approach taking into account dose, optics and safety relevant to the specific application. Please consult with factory any questions or concerns.



UVFOCUS



## Ordering Guide:

example: FFR D 22 HI UV FA 840

| Series   | Size             | Output            | Voltage                                       | Shielding                    | CRI/CCT   | Options  |
|--|------------------|-------------------|---|------------------------------|---|--|
| FFR D  | 22               | HI                |   | FA                           | 840   |  |
| <b>FFR D</b><br>FFL Disinfection<br>Retrofit Kit | <b>22</b><br>2x2 | <b>HI</b><br>High | <b>UV</b><br>120-277<br><br><b>34</b><br>347V | <b>FA</b><br>Frosted Acrylic | <b>840</b><br>80 CRI / 4000K<br>Disinfection LEDs | <b>Blank</b><br>No Options<br><br><b>EM1</b><br>Emergency Kit - 12W 1200 nominal lumens <sup>(1)</sup><br><br><b>F</b><br>Fuse<br><br><b>AR</b><br>Plenum Ceiling Air Return<br><br><b>BAA</b><br>Buy American Act Compliant |

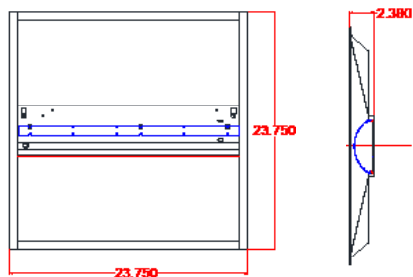
## Notes

<sup>(1)</sup> 120-277V only / 0°C-50°C ambient.

## Performance Chart:



| Catalog #             | Watts | Lumens | LPW  |
|-----------------------|-------|--------|------|
| FFR D 22 HI UV FA 840 | 60    | 5300   | 88.3 |

## Schematic:



## LUMENFOCUS Re-boardABILITY

The FFR D features field replaceable boards and drivers. This allows you to upgrade to more efficient technology in the future. Or, in the rare event of a failure, you can rapidly replace defective components. Re-boardABILITY helps to ensure you won't get stuck with an obsolete light fixture. [Learn more about Re-boardABILITY here.](#)



[Click here for a video demonstration of the re-boarding process on a FFL.](#)

Note: Exact time varies depending on the model.



## Installation Instructions:



1) Turn off power to luminaire, remove all fluorescent components, dispose of properly.



2) Insert endcaps between ceiling grid and troffer.



3) Slide LED panel between grid and troffer, fasten with provided quarter turns.



4) Connect LED panel with provided disconnect. Insert blank side panel between grid and troffer, fasten with provided quarter turns.



5) Insert lens material into track, turn on power.



**Total Install  
time: less than  
5 minutes!**

## Installation Demo Online:

An online demonstration video can be found on our YouTube channel [at this link](#).

