



Project: \_\_\_\_\_  
 Location: \_\_\_\_\_  
 Cat. #: \_\_\_\_\_  
 Type: \_\_\_\_\_  
 Quantity: \_\_\_\_\_

LED

## FFR G2 22 | LED Lay-In Retrofit Kit

### Features:

- High performance LED technology
- 90+ CRI standard
- 0-10V dimming drivers standard
- Field replaceable LED boards and drivers
- Frosted diffuser optimized to balance efficiency and aesthetics
- Available in a wide variety of lumen outputs for maximum flexibility
- Quick and easy installation helps save on labor costs
- Advanced controls available

### Applications:

Suitable for most commercial and institutional applications

- Office
- Retail
- Classrooms
- Healthcare Facilities

### Predicted Lifetime:

- L70: 129,000 hrs (calculated)
- L80: 81,000 hrs (calculated)
- L90: 39,000 hrs (reported)
- 85% lumen maintenance @ 60,000 hrs

(based on LM80 and insitu laboratory testing)

### Construction:

- Die-formed heavy-gauge cold rolled steel ballast housing with precision brake formed aluminum LED tray
- Frosted Acrylic Diffuser
- White enamel finish

### Certifications:

- UL 1598 listed for US and Canada, suitable for damp locations
- DesignLights Consortium qualified on specific configurations (refer to DLC qualified products list for exact model numbers)



### Warranty:

- 5 year limited system warranty - see [www.LumenFocus.com](http://www.LumenFocus.com) for complete warranty terms and conditions
- 10 year warranty option available on specific models  
*(Not available on all models. Certain conditions apply. Consult factory or sales representative for details.)*



FORMFOCUS



## Ordering Guide:

example: FFR G2 22 MD UV FA 935 EM1

| Series              | Size          | Output  | Voltage                                       | Shielding                    | CRI/CCT  | Controls  | Options  |
|---------------------|---------------|---|---|------------------------------|--|---|--|
| FFR G2              | 22            |   |   | FA                           |  |   |  |
| FFR G2<br>FFR Gen 2 | 22<br>2' x 2' | <b>SL</b><br>Super Low<br><br><b>VL</b><br>Very Low<br><br><b>LW</b><br>Low<br><br><b>MD</b><br>Medium<br><br><b>HI</b><br>High | <b>UV</b><br>120-277<br><br><b>34</b><br>347V | <b>FA</b><br>Frosted Acrylic | <b>930</b><br>90 CRI/3000K<br><br><b>935</b><br>90 CRI/3500K<br><br><b>940</b><br>90 CRI/4000K<br><br><b>950</b><br>90 CRI/5000K | <b>Blank</b><br>No Controls<br><br><b>ZSOL</b><br>Leviton Programmable PIR<br>Occupancy/Daylight Harvesting<br>Sensor <sup>(1)</sup><br><br><b>ZESMC</b><br>Philips EasySense Occupancy/<br>Daylight Harvesting sensor with<br>advanced grouping <sup>(2)</sup><br><br><b>ZLDS</b><br>Leviton Intellect DALI Sensor<br>with Dimming/Occupancy/<br>Daylight Harvesting with Newtork<br>Capabilities <sup>(3)</sup><br><br><b>ZL7S</b><br>Leviton Intellect 0-10V Sensor<br>with Dimming/Occupancy/<br>Daylight Harvesting with Newtork<br>Capabilities <sup>(3)</sup><br><br><b>ZLDC</b><br>Leviton Intellect DALI Fixture<br>Controller with Newtork<br>Capabilities <sup>(3)</sup><br><br><b>ZL7C</b><br>Leviton Intellect 0-10V Fixture<br>Controller with Newtork<br>Capabilities <sup>(3)</sup><br><br><b>ZENLO</b><br>Enlighted One Micro Sensor with<br>Dimming/Occupancy/Daylight<br>Harvesting <sup>(3)</sup><br><br><b>ZENLC</b><br>Enlighted Connected Micro Sensor<br>with Dimming/Occupancy/Daylight<br>Harvesting <sup>(3)</sup><br><br><b>ZENLI</b><br>Enlighted IoT Micro Sensor with<br>Dimming/Occupancy/Daylight<br>Harvesting <sup>(3)</sup> | <b>Blank</b><br>No Options<br><br><b>EXT10</b><br>10-Year Extended Warranty <sup>(4)</sup><br><br><b>SD</b><br>Step Dimming<br><br><b>EM1</b><br>Emergency Kit - 12W 1200<br>nominal lumens <sup>(5)</sup><br><br><b>F</b><br>Fuse<br><br><b>SM</b><br>Easy Access Side Mounted Driver<br><br><b>AR</b><br>Plenum Ceiling Air Return<br><br><b>LVL</b><br>0-10V Dimming Leads for Easy<br>Field Access<br><br><b>BAA</b><br>Buy American Act Compliant |

## Controls Accessories (order separately)



**For Leviton Programmable Sensor**  
ZLSOR-RA1 IR Programming Remote



**For Philips EasySense Controls**  
ZBT-S1AWH Illumra Single Rocker Self-Powered Zigbee Wall Switch  
ZBT-S2AWH Illumra Double Rocker Self-Powered Zigbee Wall Switch  
SWS200 Philips Zigbee Green Power 4-Button Wall Switch

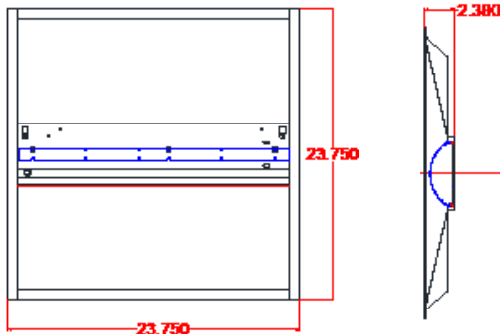


**For Leviton Intellect Controls**  
DRKDN-U1W 1-Button Wireless Wall Controller  
DRKDN-U2W 2-Button Wireless Wall Controller  
DRKDN-U2W 4-Button Wireless Wall Controller  
DRKDN-U8W 8-Button Wireless Wall Controller



**For Enlighted Controls**  
WS-2-00 Enlighted Remote Control Wall Switch  
(for Enlighted Connected & IoT)  
WS-2-00-IL Enlighted Remote Control Wall Switch  
(for Enlighted One)

## Schematic:



Left: FFR with AR (Plenum Ceiling Air Return) option



## Notes

- <sup>(1)</sup> See page 4 for more details.
- <sup>(2)</sup> 120-277V only. See page 4 for more details.
- <sup>(3)</sup> See page 5 for more details.
- <sup>(4)</sup> Not available on all models. Certain conditions apply. Consult factory or sales representative for details.
- <sup>(5)</sup> 120-277V only / 0°C-50°C ambient.



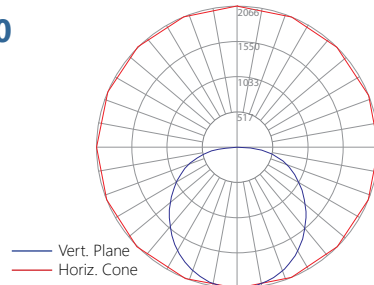
## Performance Chart:

| Catalog #              | Watts | Lumens (930) | LPW (930) | Lumens (935) | LPW (935) | Lumens (940) | LPW (940) | Lumens (950) | LPW (950) |
|------------------------|-------|--------------|-----------|--------------|-----------|--------------|-----------|--------------|-----------|
| FFR G2 22 SL UV FA xxx | 14.4  | 1870.0       | 129.7     | 1877.8       | 130.2     | 1922.4       | 133.3     | 1922.4       | 133.3     |
| FFR G2 22 VL UV FA xxx | 21.6  | 2834.8       | 131.3     | 2846.8       | 131.8     | 2914.4       | 134.9     | 2914.4       | 134.9     |
| FFR G2 22 LW UV FA xxx | 28.5  | 3823.7       | 134.0     | 3839.9       | 134.6     | 3931.1       | 137.8     | 3931.1       | 137.8     |
| FFR G2 22 MD UV FA xxx | 34.2  | 4728.7       | 138.3     | 4748.6       | 138.9     | 4861.4       | 142.2     | 4861.4       | 142.2     |
| FFR G2 22 HI UV FA xxx | 43.8  | 5740.9       | 131.2     | 5765.1       | 131.8     | 5902.1       | 134.9     | 5902.1       | 134.9     |

## Photometric Data:

### FFR G2 22 HI UV FA 950

**Test No.:** LLIA001588-014  
**Luminaire Lumens:** 5,902.1 lm  
**Luminaire Watts:** 43.8W  
**Efficacy:** 134.9 LPW  
**Spacing Criterion (0-180):** 1.20  
**Spacing Criterion (90-270):** 1.28



## LUMENFOCUS Re-boardABILITY

The FFR features field replaceable boards and drivers. This allows you to upgrade to more efficient technology in the future. Or, in the rare event of a failure, you can rapidly replace defective components. Re-boardABILITY helps to ensure you won't get stuck with an obsolete light fixture. [Learn more about Re-boardABILITY here.](#)



[Click here for a video demonstration of the re-boarding process on a FFR.](#)  
 Note: Exact time varies depending on the model.

## Controls Summary:

| Control Code | Type                              | Capabilities  | Communication  |
|--------------|-----------------------------------|---|--|
| ZSOL         | Motion (PIR), Daylight Harvesting | High/Low/Off, High-End Trim   | Wired 0-10V, Programmable via IR remote (sold separately) or via dip switches on sensor  |
| ZESMC        | Motion (PIR), Daylight Harvesting | High/Low/Off, High-End Trim, Grouping, Room Level Energy Monitoring, LLC (Philips Master Connect)   | Wireless Zigbee 2.4 GHz, Programmable via Philips MasterConnect App for iOS or Android   |
| ZLxS         | Motion (PIR), Daylight Harvesting | High/Low/Off, High-End Trim, Grouping, Scheduling, Demand Response*, BMS Integration*, LLC (GreenMAX DRC)   | Wireless Zigbee 2.4 GHz Mesh, Programmable via GreenMAX DRC app. for iOS or Android along with DRKDN-UxW Wall Controller (sold separately) |
| ZLxC         | Controller, No Sensors            | High/Low/Off, High-End Trim, Grouping, Scheduling, Demand Response*, BMS Integration*, LLC (GreenMAX DRC)   | Wireless Zigbee 2.4 GHz Mesh, Programmable via GreenMAX DRC app. for iOS or Android along with DRKDN-UxW Wall Controller (sold separately) |
| ZENLO        | Motion (PIR), Daylight Harvesting | High/Low/Off, High-End Trim, Grouping, Upgradable to Connected (ZENLC) or IoT (ZENLI)   | Wireless Bluetooth Low Energy Mesh, Programmable via Enlighted Room Controller WS-2-00-IL (sold separately)                                |
| ZENLC        | Motion (PIR), Daylight Harvesting | High/Low/Off, High-End Trim, Grouping, Scheduling*, Energy Monitoring*, BMS Integration*, Upgradable to IoT (ZENLI), LLC (Enlighted IoT)  | Wireless Bluetooth Low Energy Mesh, Programmable via Enlighted IoT Software  |
| ZENLI        | Motion (PIR), Daylight Harvesting | High/Low/Off, High-End Trim, Grouping, Scheduling*, Energy Monitoring*, BMS Integration*, LLC (Enlighted IoT)*, Space - Building Utilization*, Where - Real Time Location Services* | Wireless Bluetooth Low Energy Mesh, Programmable via Enlighted IoT Software  |

LLC = Luminaire Level Lighting Control

\* Additional equipment required. Contact LumenFocus representative for details



## ZSOL option: Leviton Intellect Solo Sensor

The FFR can be equipped with an integrated Leviton Intellect Solo Sensor ("ZSOL" option). This is a 0-10V dimming Passive Infrared (PIR) occupancy and daylight harvesting sensor.

Other features:

- Partial-on
- Partial-off
- **8' to 10' mounting height**
- IP20 rated
- Detection angle: 120 degrees
- IR remote available for programming sensor from the floor (sold separately)
- Can be used to comply with IECC, ASHRAE 90.1 and 2019 Title 24, Part 6 dimming, occupancy/vacancy sensing and daylight harvesting requirements.



## FormFocus available with Philips EasySense Sensors

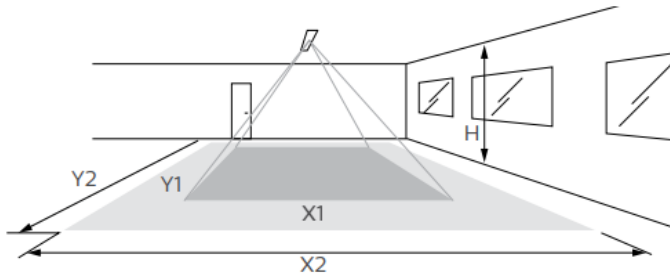
EasySense MC Sensors are the ideal solution for per-luminaire control of new LED luminaires. It combines occupancy and daylight sensing in one package. The result is a cost-effective and easy-to-install solution ideal for energy savings. Commissioning and configuration during and after installation is quick and easy using the Philips MasterConnect app. This app works via Bluetooth Low Energy (BLE) technology and is available for free in the App Store and the Google Play Store.

### ZESMC



- Occupancy sensing, daylight harvesting, and task tuning in one device
- **8' to 10' mounting height**
- Groups/networks up to 120 lights
- Enables auto-off/manual-on and auto-off/partial-on application
- Independent per-fixture control: Occupancy, Daylight Harvesting, Task Tuning
- Occupancy Sharing
- Scene Setting
- Advanced grouping to select Zigbee wireless wall switches
- Simple room level energy reporting with CSV file saved on the phone
- ZigBee 2.4 GHz Wireless Mesh Network
- 120-277V only, works with Philips Xitanium SR drivers

### Detection Area:



| Height | Minor Movement |     | Major Movement |     |
|--------|----------------|-----|----------------|-----|
| H      | X1             | Y1  | X2             | Y2  |
| 8'     | 6'             | 10' | 9'             | 14' |
| 10'    | 8'             | 12' | 12'            | 18' |

Longer dimension of detection area (Y1, Y2) is parallel to longer dimension of EasySense

- Minor movement (movement of a person sitting at an office desk reaching for a telephone, turning the pages in a book, opening a file folder, picking up a coffee cup, etc.)
- Major movement (movement of a person walking into or through an area.)

### Room Controllers

- Illumra ZBT-S1AWH (Single Rocker) or ZBT-S2AWH (Dual Rocker) wireless Zigbee wall switch
  - Self-Powered
  - Up to 120 sensors can be grouped to a single switch
  - Functions: On/Off, Dim-Up/Dim-Down, Scene 1, Scene 2 (Scenes: Dual Rocker Only)
  - Range: 30-100' (typical)



- Philips SWS200 Zigbee Green Power 4-button Wall Switch
  - Battery Powered
  - Up to 120 sensors can be grouped to a single switch
  - Functions: On/Off, Dim-Up/Dim-Down, Scene 1, Scene 2
  - Range: 33' (typical)



© 2023 Signify Holding for all EasySense content and images



## GreenMAX DRC Wireless Networked Control System with Leviton Intellect Sensors & Controllers

The GreenMAX DRC Wireless Keypad Room Controllers are used as the brain of the system, managing the fixture integrated Leviton Intellect sensors & controllers. Wirelessly commission, configure, control, monitor and provision the GreenMAX DRC system using the GreenMAX DRC App and an Android or iOS smart device.

- Occupancy/Vacancy Sensing
- Multi-Level Lighting, Partial-On, Partial-Off
- Daylight Harvesting
- Task Tuning
- Scheduling
- Grouping
- Demand Response
- BMS Integration
- ZigBee 2.4 GHz Wireless Mesh Network
- Up to 75' between devices

\* DRKDN-UxW room controller required for full functionality and programming of Intellect sensors & controllers



### ZLxS




- PIR Occupancy Sensor
- Daylight Sensor
- 0-10V or DALI
- Up to 20' mounting height

### ZLxC



- Wireless fixture controller, no sensor
- 0-10V or DALI

### DRKDN-UxW Room Controllers



- 1-, 2-, 4-, and 8-button configurations
- Line voltage powered: 120-277V
- Max capacity: 60 devices
- Programmable: On/Off/Raise/Lower/ Toggle/Scene
- Use any Android or iOS device for configuration using the GreenMAX DRC App

## Enlighted: All-in-one sensors, upgradeable systems

Enlighted's SMART Micro Sensor is an all-in-one unit: task tuning, high-end trimming, daylight harvesting, and occupancy/vacancy detection. **Max installation height is 15 feet.**

Enlighted sensors come standard with the Enlighted One system (the "ZENLO" option). Enlighted Connected ("ZENLC") offers even more options. The Enlighted IoT ("ZENLI") option allows the full implementation of Enlighted's services. Each system can be fully upgraded to the next tier in the future. So if you start with Enlighted One but want to add energy reporting or building management systems integration in the future, you can.



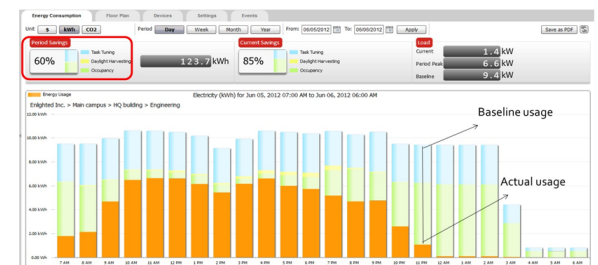
| Enlighted Capabilities*                  | Enlighted One (ZENLO) | Enlighted Connected (ZENLC) | Enlighted IoT (ZENLI) |
|--|-----------------------|-----------------------------|-----------------------|
| Motion and Switch Groups                 | ✓                     | ✓                           | ✓                     |
| Daylight Harvesting                      | ✓                     | ✓                           | ✓                     |
| Schedule Lighting                        |                       | ✓                           | ✓                     |
| Energy Reporting & Optimization          |                       | ✓                           | ✓                     |
| Environment Data & Lighting Controls API |                       | ✓                           | ✓                     |
| Building Management System Integration   |                       | ✓                           | ✓                     |
| Where & Space Applications               |                       |                             | ✓                     |
| Location & Occupancy APIs & Beacons      |                       |                             | ✓                     |
| Future App & API Ready                   |                       |                             | ✓                     |

**Note:** Additional equipment required ZENLC and ZENLI

## Real-time data analytics

Enlighted's control units compile data in real-time, which can be viewed via the Energy Manager. The Energy Manager is part of the Enlighted Connected and Enlighted IoT configurations.

- Real-time measurements and verification of energy savings
- Space analytics - data can be compiled into motion trails and heat maps
- Analyze traffic density and congestion in a space



Learn more about our available advanced controls options here:

[www.lumenfocus.com/controls-overview](http://www.lumenfocus.com/controls-overview)

© 2023 Enlighted for all Enlighted content and images.

© 2023 Leviton Manufacturing Co. Inc. for all Leviton content and images.





## Installation Instructions:



1) Turn off power to luminaire, remove all fluorescent components, dispose of properly.



2) Insert endcaps between ceiling grid and troffer.



3) Slide LED panel between grid and troffer, fasten with provided quarter turns.



4) Connect LED panel with provided disconnect. Insert blank side panel between grid and troffer, fasten with provided quarter turns.



5) Insert lens material into track, turn on power.



**Total Install  
time: less than  
5 minutes!**



## Installation Demo Online:

An online demonstration video can be found on our YouTube channel [at this link](#).

