



Project: _____
 Location: _____
 Cat. #: _____
 Type: _____
 Quantity: _____

LED

EPP | LED Non-Cutoff Wall Pack

Features:

- High performance LED technology
- 0-10V dimming drivers standard
- Photocell standard - clear and black screw-on caps to enable or disable photocell included

Applications:

Suitable for exterior wall mount applications

Mounting:

Easy knock-outs on back box allows mounting to any standard 3-1/2" to 4" square or octagonal, or 4" round junction box

Ambient operating Temp.:

- -20°C to 40°C

Predicted L70 Lifetime:

- > 50,000 hrs

Construction:

- Precision die cast aluminum housing
- UV-stabilized borosilicate prismatic glass lens
- Chip & fade resistant textured polyester powdercoat finish in dark bronze

Certifications:

- cULus listed for wet locations
- IP65



Warranty:

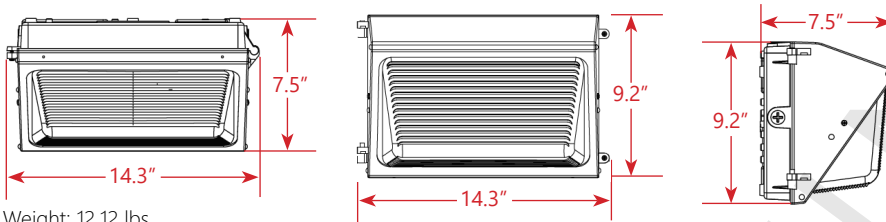
- 5 year limited system warranty
- see www.LumenFocus.com for complete warranty terms and conditions



Ordering Guide:

Series	Output	Optic	Voltage	Shielding	CRI/CCT	-	Controls	Finish
EPP	MD	F	UV	TBG	740	-	PC	BZ
EPP Non-Cutoff Wall Pack	MD Medium	F Forward	UV 120V-277V	TBG Tempered Borosilicate Glass Lens	740 70 CRI/4000K		PC Photocell	BZ Bronze

Schematic:

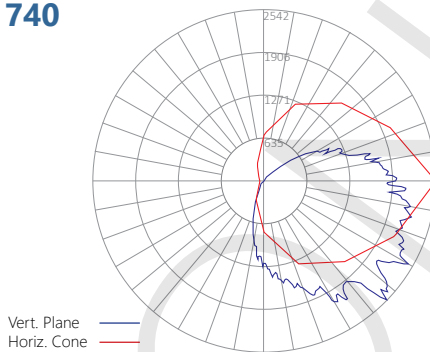


Weight: 12.12 lbs

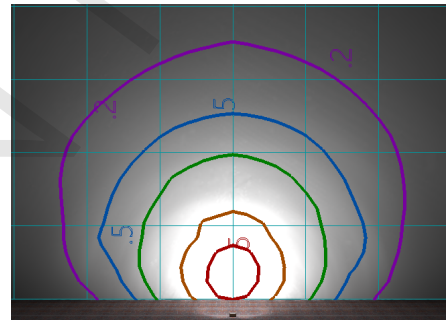
Photometric Data:

EPP MD F UV TBG 740

Test No.: 14122017
 Luminaire Lumens: 6,650 lm
 Luminaire Watts: 50.3W
 Efficacy: 132.2 LPW



Vert. Plane
 Horiz. Cone



Mounting Height = 15'
 Grid: 15' x 15' squares

Isolines at:
 5fc/3fc/1fc/0.5fc/0.2fc

Tested in accordance with IES standards utilizing absolute photometry per LM-79-08

